



# FULL CATALOGUE HIAB LOADER CRANES

MAY 2023

# INDEX

TYPES OF CRANE		
ARCHITECTURES . . . . .	2	
MAIN FEATURES		
LEGEND . . . . .	4	
<b>HIPRO</b> . . . . .	6	
X-HIPRO 112 . . . . .	8	
X-HIPRO 122 . . . . .	10	
X-HIPRO 142 . . . . .	12	
iX.162 HIPRO . . . . .	14	
X-HIPRO 162 . . . . .	16	
X-HIPRO 192 . . . . .	18	
X-HIPRO 232 . . . . .	20	
X-HIPRO 262 . . . . .	22	
X-HIPRO 302 . . . . .	24	
X-HIPRO 352 . . . . .	26	
X-HIPRO 358 . . . . .	28	
X-HIPRO 362 . . . . .	30	
X-HIPRO 408 . . . . .	32	
X-HIPRO 418 . . . . .	34	
X-HIPRO 548 . . . . .	36	
X-HIPRO 558 . . . . .	38	
X-HIPRO 638 . . . . .	40	
X-HIPRO 658 . . . . .	42	
X-HIPRO 858 . . . . .	44	
iQ.958 HIPRO . . . . .	48	
X-HIPRO 1058 . . . . .	50	
iQ.1188 HIPRO . . . . .	52	
K-HIPRO 285 . . . . .	54	
K-HIPRO 425 . . . . .	55	
K-HIPRO 515 . . . . .	56	
L-HIPRO 165 . . . . .	57	
L-HIPRO 195 . . . . .	58	
L-HIPRO 235 . . . . .	59	
R-HIPRO 099 . . . . .	60	
R-HIPRO 111 . . . . .	61	
R-HIPRO 112e . . . . .	62	
S-HIPRO 130 . . . . .	63	
S-HIPRO 230W . . . . .	64	
Z-HIPRO 191 . . . . .	65	
<b>HIDUO</b> . . . . .	66	
X-HIDUO 046 . . . . .	68	
X-HIDUO 062 . . . . .	70	
X-HIDUO 072 . . . . .	72	
X-HIDUO 082 . . . . .	74	
X-HIDUO 092 . . . . .	76	
X-HIDUO 108 . . . . .	78	
X-HIDUO 118 . . . . .	80	
X-HIDUO 138 . . . . .	82	
iX.158 HIDUO . . . . .	86	
X-HIDUO 158 . . . . .	88	
X-HIDUO 188 . . . . .	92	
X-HIDUO 228 . . . . .	94	
X-HIDUO 258 . . . . .	96	
X-HIDUO 298 . . . . .	98	
L-HIDUO 135 . . . . .	100	
L-HIDUO 225 . . . . .	101	
T-HIDUO 013 . . . . .	102	
T-HIDUO 018 . . . . .	103	
T-HIDUO 023 . . . . .	104	
T-HIDUO 029 . . . . .	105	
T-HIDUO 038 . . . . .	106	
<b>DUO</b> . . . . .	108	
X-DUO 044 . . . . .	110	
X-DUO 058 . . . . .	112	
X-DUO 068 . . . . .	114	
X-DUO 078 . . . . .	116	
X-DUO 088 . . . . .	118	
X-DUO 102 . . . . .	120	
X-DUO 112 . . . . .	122	
X-DUO 128 . . . . .	124	
X-DUO 148 . . . . .	128	
X-DUO 178 . . . . .	132	
X-DUO 218 . . . . .	134	
X-DUO 248 . . . . .	136	
X-DUO 288 . . . . .	137	
T-DUO 013 . . . . .	138	
T-DUO 018 . . . . .	139	
T-DUO 023 . . . . .	140	
T-DUO 029 . . . . .	141	
T-DUO 038 . . . . .	142	
<b>CLX</b> . . . . .	144	
X-CLX 038 . . . . .	146	
X-CLX 044 . . . . .	148	
X-CLX 058 . . . . .	150	
X-CLX 068 . . . . .	152	
X-CLX 078 . . . . .	154	
X-CLX 088 . . . . .	156	
X-CLX 102 . . . . .	158	
X-CLX 112 . . . . .	160	
X-CLX 128 . . . . .	162	
X-CLX 148 . . . . .	164	
X-CLX 178 . . . . .	166	
X-CLX 218 . . . . .	168	
X-CLX 248 . . . . .	170	
X-CLX 288 . . . . .	171	
X-CLX 328 . . . . .	172	
X-CLX 388 . . . . .	173	
X-CLX 398 . . . . .	174	
T-CLX 009 . . . . .	176	
T-CLX 013 . . . . .	177	
T-CLX 018 . . . . .	178	
T-CLX 023 . . . . .	179	
T-CLX 029 . . . . .	180	
T-CLX 038 . . . . .	181	
<b>CL</b> . . . . .	182	
X-CL 06 . . . . .	184	
X-CL 08 . . . . .	185	
X-CL 12 . . . . .	186	
X-CL 16 . . . . .	187	
X-CL 19 . . . . .	188	
X-CL 23 . . . . .	189	
LEGENDA KEY . . . . .	190	
NOTES . . . . .	191	

Selected models are available only for certain markets, contact your local Hiab dealer to find out more.

*Certi modelli sono disponibili solo per mercati selezionati, contattate il vostro concessionario Hiab per avere maggiori dettagli.*

*Certains modèles ne sont disponibles que pour des marchés identifiés, contactez votre revendeur Hiab local pour en savoir plus.*

*Los modelos seleccionados están disponibles solo para ciertos mercados; comuníquese con su distribuidor Hiab local para obtener más información.*

Valda modeller är endast tillgängliga för vissa marknader. Kontakta din lokala Hiab-återförsäljare för mer information.

Ausgewählte Modelle sind nur für bestimmte Märkte erhältlich. Wenden Sie sich an Ihren lokalen Hiab-Händler, um mehr zu erfahren.

# TYPES OF CRANE ARCHITECTURES

## EN

### X-Type

Mainstream knuckle boom structure loader crane, with folding properties of the second boom beside the column. Wide assortment of lifting capacities, ranging from light to super heavy segment types of cranes. Possibility to add various accessories and additional boom extension solutions.

### K-Type

Loader cranes with a longer first boom, mainly useful for specific sectors like roofing and drywall placing. The long boom reduces the need for additional extensions making the overall structure more simple and cost effective. The extension system is placed within the structure.

### T-Type

T-cranes are stiff boom cranes that fit into smaller installations (3,5Tm-7Tm GVW) that feature folding capabilities optimized for its transportation. They are mainly useful for lifting material as an aide to where ergonomic restrictions apply.

### L-Type

Loader cranes with a longer first boom, mainly useful for loading and unloading construction material to and from the truck bed. The long boom reduces the need for additional extensions making the overall structure more simple and cost effective. Medium size cranes in the 12-20Tm range.

### R-Type

These cranes are defined as 'roller' cranes, they move along the truck's bed, adding flexibility to the loading and unloading of material while getting closer to the drop off area.

### S-Type

Cranes developed for special applications, where a mixed combination of column and boom sizes expand the offer. Due to their special nature, they serve different needs, among which, the recycling sector, or be applied as roof mounted cranes.

### Z-Type

The peculiar folding system, with the second boom folding above the first boom, allows keeping some key accessories like the buckets mounted, even while being in the closed position and for transportation. The design is overall very compact. These models range in the 20-25Tm crane segment.

## IT

### Tipo-X

Gru per autocarro con struttura a braccio articolato tradizionale, con la caratteristica chiusura del secondo braccio situato al fianco della colonna. Ampio assortimento di capacità di carico che vanno dalle più piccole a quelle più grandi. Si ha la possibilità di aggiungere svariati accessori ed ulteriori sfilii.

### Tipo-K

Gru da carico con un primo braccio lungo, utile per alcuni settori specifici come la consegna di pareti di cartongesso e costruzioni di tetti. Il braccio lungo riduce la necessità di avere ulteriori estensioni rendendo la struttura complessivamente più semplice ed economica. Il sistema di estensione è posto all'interno della struttura.

### Tipo-T

T-cranes sono gru a braccio rigido che si adattano a installazioni più piccole (3,5Tm-7Tm GVW) con una chiusura ottimizzata sulla installa-

zione stessa. Sono molto utili per sollevare materiali, come aiuto, nel caso in cui si applicano restrizioni ergonomiche.

### Tipo-L

Gru da carico con il primo braccio più lungo, molto utile per il carico e lo scarico di materiali da costruzione verso il cassone del camion. Il lungo braccio riduce il bisogno di un'ulteriore estensione rendendo la struttura più semplice ed economica. Gru disponibili nella gamma media 12-20Tm.

### Tipo-R

Queste gru sono definite "a scorrimento", si muovono lungo il cassone del camion, aggiungendo flessibilità alla operazione di carico e scarico di materiali potendosi avvicinare all'area di lavoro.

### Tipo-S

Gru create per speciali applicazioni, dove un mix di combinazioni delle dimensioni delle colonne e dei bracci aumentano la gamma. Per la loro particolare natura, possono servire a diversi bisogni come il settore del riciclaggio o gru per il lavoro attorno ai tetti.

### Tipo-Z

Il particolare sistema di chiusura, con il secondo braccio pieghevole accanto al primo, consente di gestire alcuni accessori come il cestello porta persone, sia in posizione di chiusura sia durante il trasporto. Il design è molto compatto. Questo modello è all'interno del segmento 20-25Tm delle gru.

## FR

### Type-X

Grue de chargement avec flèche articulée et repliement de la deuxième flèche à côté de la colonne . Large variété de capacités de levage, allant de modèles de la gamme légère à super lourde. Possibilité d'ajouter divers accessoires et d'extensions supplémentaires.

### Type-K

Grues auxiliaires avec une première flèche plus longue, principalement utilisées pour des secteurs spécifiques comme la pose de toitures et de cloisons. La longue flèche réduit le besoin d'extensions supplémentaires, ce qui rend la structure globale plus simple et nécessite moins d'entretien . Le système d'extension est positionné à l'intérieur de la flèche.

### Type-T

Les grues en T sont des versions à flèche droite montées sur véhicules légers (3,5T-7T P.T.C) et extrêmement compactes une fois repliées en mode transport. Elles sont principalement utilisées pour lever des charges là où des restrictions ergonomiques s'appliquent.

### Type-L

Grues de chargement avec une première flèche plus longue, principalement utilisées pour le chargement et le déchargement de matériaux de construction vers et depuis le plateau du camion. La longue flèche réduit le besoin d'extensions supplémentaires, ce qui rend la structure globale plus simple et nécessite moins d'entretien. Grues de taille moyenne dans la gamme 12-20Tm

### Type-R

Ces grues sont définies comme des grues roulantes, elles se déplacent le long du plateau du camion, ajoutant de la flexibilité au chargement et au déchargement du matériel tout en se rapprochant de la zone de dépose.

### Type-S

Des grues développées pour des applications spéciales, où une combinaison mixte de tailles de colonnes et de flèches élargit l'offre. En

raison de leur nature particulière, elles répondent à différents besoins, parmi lesquels le secteur du recyclage, ou peuvent être utilisés comme grues montées sur le toit d'une benne à ordure.

### Type-Z

Le principe de la grue en Z, avec la deuxième flèche repliable au-dessus de la première flèche, permet de garder certains accessoires clés comme les bennes preneuses, même en position repliée pour le transport. Le design est globalement très compact. Ces modèles se situent dans le segment des grues 20-25Tm.

## ES

### Tipo-X

Grúa de carga con estructura de brazo articulado convencional, con propiedades de plegado del segundo brazo al lado de la columna. Amplia variedad de capacidades de elevación, que van desde los tipos de grúas de segmento ligero a superpesado. Posibilidad de agregar varios accesorios y soluciones adicionales de extensión de brazo.

### Tipo-K

Grúas de carga con un primer brazo más largo, principalmente útiles para sectores específicos como tejado y colocación de paneles de yeso. El brazo largo reduce la necesidad de extensiones adicionales, lo que hace que la estructura general sea más simple y rentable. El sistema de extensión se coloca dentro de la estructura.

### Tipo-T

Las grúas T son grúas de brazo rígido que se adaptan para instalaciones más pequeñas (3,5Tm-7Tm MMA) que cuentan con capacidades de plegado optimizadas para su transporte. Son principalmente útiles para levantar material como ayuda cuando se aplican restricciones ergonómicas.

### Tipo-L

Grúas de carga con un primer brazo más largo, principalmente útiles para cargar y descargar material de construcción hacia y desde la carrocera del camión. El brazo largo reduce la necesidad de extensiones adicionales, lo que hace que la estructura general sea más simple y rentable. Grúas de tamaño medio en el rango de 12-20 Tm.

### Tipo-R

Estas grúas se definen como grúas "rodantes", se mueven a lo largo de la plataforma del camión, agregando flexibilidad a la carga y descarga de material mientras se acercan al área de entrega.

### Tipo-S

Grúas desarrolladas para aplicaciones especiales, donde una combinación mixta de tamaños de columna y pluma, amplía la oferta. Por su especial naturaleza, atienden diferentes necesidades, entre las que destacan el sector del reciclaje, o se pueden aplicar como grúas de techo.

### Tipo-Z

El peculiar sistema de plegado, con el segundo brazo plegado por encima del primer brazo, permite mantener instalados algunos accesorios clave como las cucharas, incluso estando en posición cerrada y durante el transporte. El diseño es en general muy compacto. Estos modelos se encuentran en el segmento de grúas de 20-25Tm.

## SE

### X-kranar

Den vanligaste lastbilskranen med ledat armsystem, med fantastiska egenskaper för vipparmen. Brett sortiment av lyftkapacitet, allt från lätta till supertunga kranar för olika segment. Möjlighet att lägga till olika tillbehör och ytterligare olika lösningar för utskjutssystem.

### K-kranar

Lastbilskranar med en längre lyftarm, främst användbara för specifika sektorer som takläggning och leverans av byggmaterial. Den långa lyftarmen minskar behovet av ytterligare utskjut vilket gör den övergripande strukturen mer enkel och kostnadseffektiv. Utskjutssystemet är utformat för maximal räckvidd.

### T-kranar

T-kranar är anpassade för mindre fordon (3,5T-7T totalvikt) som har parkeringsutformning för att optimera ditt lastutrymme.

De är främst avsedda för att lyfta material där ergonomiska begränsningar gäller men kan även användas där andra precisionslyft krävs.

### L-kranar

Lastbilskranar med en längre lyftarm, främst användbara för lastning och lossning av byggmaterial till och från lastbilen. Den långa lyftarmen minskar behovet av ytterligare utskjut vilket gör den övergripande strukturen mer enkel och kostnadseffektiv. Medelstora kranar i intervallet 12-20Tm.

### R-kranar

Dessa kranar definieras som "rullande" kranar, de rör sig längs lastbilen och ger flexibilitet till lastning och lossning av material samtidigt som de kommer närmare plasten för lossning och lastning.

### S-kranar

Kranar utvecklade för speciella användningsområden, där en blandad kombination av storme och storlek på vipparmen utökar erbjudandet. Tack vare sin speciella karaktär möter de olika behov, bland annat i återvinningssektorn, eller så kan de användas som takmonterade kranar.

### Z-kranar

Det unika parkeringsystemet, med att vipparmen fälls ovanpå lyftarmen gör det möjligt att ha tillbehör såsom skopor monterade på kranen i parkeringsläge och under transport. Designen är överlag mycket kompakt. Dessa modeller ligger inom kransegmentet 20-25Tm.

## DE

### X-Krane

Knickarm-Ladekrane mit einem breiten Sortiment an Hubkapazitäten. - Von leichten bis hin zu sehr schweren Kransegmenten. Es gibt die Möglichkeit, verschiedene Anbau- und Zubehörteile sowie Erweiterungen wie Jibs zu verwenden.

### K-Krane

Diese Ladekrane verfügen über einen längeren ersten Ausleger, wodurch keine zusätzlichen Verlängerungen benötigt werden und die Gesamtstruktur einfach und kostengünstig ist. Sie eignen sich für spezifische Anwendungen, wie z.B. das Platzieren von Trockenbauwänden oder Dacharbeiten.

### T-Krane

T-Krane haben einen festen Ausleger und eignen sich für kleinere Aufbauten (3,5 t - 7 t Tonnen Gesamtgewicht). Sie werden vorwiegend als Ladehilfe für Transporte genutzt.

### L-Krane

Ladekrane mit einem längeren ersten Ausleger, der vor allem für das Be- und Entladen von Baustoffen nützlich ist. Durch den langen Ausleger werden keine zusätzlichen Verlängerungen benötigt und die Gesamtstruktur bleibt einfach und kostengünstig. Mittelgroße Krane im Bereich von 12 - 20 mt.

### R-Krane

Die sogenannten "Rollen" Krane bewegen sich entlang der Lkw-Ladefläche und erhöhen so die Flexibilität beim Be- und Entladen von Materialien.

### S-Krane

Diese Krane wurden für Spezial-Anwendungen entwickelt und kombinieren dafür verschiedene Säulen- und Auslegergrößen. Durch ihre besondere Konstruktion sind sie für verschiedene Anforderungen geeignet, z.B. im Recycling-Sektor oder als Dachkrane.

### Z-Krane

Hierbei wird der Kran so zusammengeklappt, dass der zweite Ausleger über dem ersten liegt. Dadurch können wichtige Anbau- und Zubehörteile, z. B. Greifer, auch während des Transports am Kran montiert bleiben. Z-Krane sind insgesamt sehr kompakt. Z-Krane findet man im Segment von 20 - 25 mt.

# MAIN FEATURES LEGEND

EN



## Crane Tip Control (CTC)

With the Crane Tip Control function the crane operator controls the behavior of the crane with the use of few levers compared to having to use the combination of all the other controls at once. This reduces the possibility of error and makes the operation smoother and safer.

IT

## Crane Tip Control (CTC)

Con la funzione Crane Tip Control l'operatore controlla il comportamento della gru con l'uso di poche leve, così da evitare di azionarne molte allo stesso tempo. Questo riduce la possibilità di errore, rendendo l'operazione più lineare e sicura.

FR

## Contrôle de l'extrémité de flèche (CTC)

Avec la fonction CTC, l'opérateur contrôle le comportement de la grue en utilisant un seul levier au lieu de trois. Cela réduit les risques d'erreur et rend l'opération plus fluide et plus sûre.

ES

## Control de la Punta de Grúa (CTC)

Con la función Control de la Punta de Grúa, el operador de la grúa controla el comportamiento de la grúa con el uso de pocas palancas en comparación con tener que usar la combinación de todos los demás controles a la vez. Esto reduce la posibilidad de error y hace que la operación sea más suave y segura.

SE


## CTC - Crane Tip Control

Med funktionen Crane Tip Control (CTC) styr kranoperatören kranen med hjälp av endast en spak jämfört med att behöva använda kombinationen av alla kontroller samtidigt. Det minskar risken för fel och gör krankörningen smidigare och säkrare.

DE

## CTC - Crane Tip Control - Kranspitzensteuerung

Mithilfe der Kranspitzensteuerung CTC steuert der Bediener mehrere Kranfunktionen gleichzeitig mit nur einem Hebel. CTC macht die Kranarbeit sicherer und effizienter.



## Semi Automatic Folding (SAF)

Semi-Automatic Folding (SAF) is a feature that allows the operator to fold and unfold the boom system in one single sequence, using only one lever. SAF is available both for XSDrive 6 levers and for XSDrive joystick controllers. The folding and unfolding is operated to/from the normal folded position. The operator decides the speed of the movements adjusting the lever stroke.

## Semi Automatic Folding (SAF)

Semi-Automatic Folding (SAF) è una funzione che permette all'operatore di aprire e chiudere la gru in un'unica sequenza, usando una sola leva. SAF è disponibile sia per i radiocomandi XSDrive 6 sia per quello XSDrive. L'apertura e la chiusura è parte e riporta alla normale posizione di chiusura. L'operatore decide la velocità del movimento tramite la leva.

## Repliection semi automatique (SAF)

Le repliement semi-automatique (SAF) est une fonction qui permet à l'opérateur de replier et de déplier la grue en une seule séquence, à l'aide d'un seul levier. SAF est disponible à la fois pour la commande à distance XSDrive 6 leviers et à joystick. Le repliement et le déploiement se font vers et depuis la position repliée. L'opérateur décide de la vitesse des mouvements en ajustant la course du levier.

## Plegado Semiautomático (SAF)

Es una función que permite al operador plegar y desplegar el sistema de brazo en una sola secuencia, utilizando solo una palanca. SAF está disponible tanto para las teclas XSDrive 6 como para los controladores de joystick XSDrive. El plegado y desplegado se opera desde / hacia la posición normal de plegado. El operador decide la velocidad de los movimientos ajustando el recorrido de la palanca.

## SAF - Semi Automatic Folding

Semi-Automatic Folding (SAF) är en funktion som gör det möjligt för föraren att fälla och fälla ut kranen i en enda sekvens, med endast en spak. SAF finns både för XSDrive 6 -spakar och för XSDrive -styrspakar. Kranen manövreras till/från det normala parkeringsläget. Föraren bestämmer hastigheten för rörelserna genom att justera spaken.

## SAF - Semi Automatic Folding - Kranparkassistent

Mithilfe der Funktion SAF kann der Kran mit nur einem Hebel ein- und ausgefaltet werden. Der Kranparkassistent ist für unsere Steuerungen XS Drive "Piano" und XS Drive "Joysticks" verfügbar. Das Ein- und Ausfalten des Krans erfolgt in/aus der normalen zusammengelegten Position. Der Bediener kann die Geschwindigkeit über die Steuerung bestimmen.



## Load Stability System vertical (LSS-V)

The Load Stability System for vertical movements (LSS-V) automatically compensates for unintentionally excessive lever actions, providing a smooth return to where the lever movement stopped. This makes crane operations faster and smoother, and it helps protect the cargo, vehicle and environment around the crane against potential damage.

## Load Stability System vertical (LSS-V)

Il Load Stability System per i movimenti verticali (LSS-V) compensa automaticamente le azioni accidentali ed eccessive della leva, fornendo un ritorno graduale al punto in cui il movimento della leva si era fermata. Questo rende le operazioni della gru più veloci e lineari, aiutando a proteggere il carico, il veicolo e l'ambiente attorno alla gru da potenziali danni.

## Stabilisateur de charge vertical (LSS-V)

Le stabilisateur de charge vertical (LSS-V) compense automatiquement les actions involontaires excessives du levier, offrant un retour en douceur à l'endroit où le mouvement du levier s'est arrêté. Cela rend les opérations de la grue plus rapides et plus fluides, et cela aide à protéger la cargaison, le véhicule et l'environnement autour de la grue contre les dommages potentiels.

## Sistema de Estabilidad de Carga Vertical (LSS-V)

Compensa automáticamente las oscilaciones involuntarias excesivas por movimiento de la palanca, proporcionando un regreso suave al lugar donde se detuvo el movimiento de la palanca. Esto hace que las operaciones de la grúa sean más rápidas y fluidas, y ayuda a proteger la carga, el vehículo y el entorno alrededor de la grúa contra posibles daños.

## LSS-V - Load Stability system vertical

Stabilitätssystemet för vertikala rörelser (LSS-V) kompenserar automatiskt för oavsiktligt överdrivna spakrörelser, vilket ger en smidig återgång till där kranen stannade. Det ger en snabbare och smidigare kranmanöver, och det hjälper till att skydda lasten, fordonet och miljön runt kranen mot potentiella skador.

## LSS-V - Load Stability System Vertical - Vertikales Laststabilitätssystem

Das Laststabilitätssystem für vertikale Bewegungen gleicht automatisch ungewollte Bewegungen aus und sorgt für eine sanfte Rückkehr zu der Kranposition, an der die Hebelbewegung gestoppt wurde. LSS-V macht somit den Kranbetrieb schneller und reibungsloser und sorgt für eine sichere Arbeitsumgebung.



## Variable Stability Logic plus (VSL+)

VSL+ is a safety system that maximises capacity by calculating the stability according to the position of the stabiliser legs and the total weight of the truck. By accounting for the true load, it can provide significantly more lifting capacity when it really matters.

## Variable Stability Logic plus (VSL+)

Il Variable Stability System Plus è un sistema di sicurezza che massimizza la capacità di carico, calcolando la stabilità possibile in base alla posizione degli stabilizzatori ed il peso a disposizione sul camion. Tenendo conto del reale carico, può incrementare notevolmente le prestazioni della gru.

## Limite de Stabilité Variable Plus (VSL+)

VSL+ est un système de sécurité qui maximise la capacité en calculant la stabilité en fonction de la position des vérins d'appui et du poids total du camion. En tenant compte de la charge réelle, il peut fournir une capacité de levage nettement supérieure lorsque cela compte vraiment.

## Lógica de Estabilidad Variable plus (VSL+)

VSL+ es un sistema de seguridad que maximiza la capacidad en el cálculo de la estabilidad según la posición de las patas estabilizadoras y el peso total del camión. Al tener en cuenta la carga real, puede proporcionar una capacidad de elevación significativamente mayor cuando realmente importa.

## VSL+ Variable Stability Logic plus

VSL+ är ett säkerhetssystem som maximerar kapaciteten genom att beräkna stabiliteten utifrån stödbenens position samt lastbilens aktuella vikt. Genom att redovisa den faktiska lasten kan den ge betydligt större lyftkapacitet när det verkligen spelar roll.

## VSL+ - Variable Stability Logic plus - Variablen Standsicherheitssystem Plus

VSL+ ist ein Sicherheitssystem, das die Hubkapazität maximiert, indem es die Stabilität in Abhängigkeit von der Position der Stützfüße und dem Gesamtgewicht des Fahrzeuges berechnet. Da es die tatsächliche Last berücksichtigt, sorgt es für deutlich mehr Hubkapazität in Situationen, in denen es wirklich darauf ankommt.



## Automatic Duty Control ADC

Hiab's unique and patented Automatic Duty Control (ADC) function is the only fully automatic system of its type on the market. It can boost your crane's listed capacity in suspended load applications by 10% without imposing additional stress or fatigue on the steel structure. This helps to reduce maintenance over the lifetime of the crane.

## Automatic Duty Control ADC

La fonction Automatic Duty Control (ADC) è una funzione brevettata ed unica dell'azienda Hiab. Questa tipologia di sistema è l'unico nel suo genere sul mercato. Può aumentare del 10% la capacità della gru senza andare a stressare o affaticare la sua struttura. Questo aiuta a ridurre la manutenzione durante il ciclo di vita della gru.

## Contrôle automatique de l'utilisation

La fonction Automatic Duty Control (ADC) unique et brevetée de Hiab est le seul système entièrement automatique de ce type sur le marché. Il peut augmenter de 10 % la capacité de votre grue dans les applications de charge suspendue sans imposer de contrainte ou de fatigue supplémentaire à la structure en acier. Cela permet de réduire la maintenance tout au long de la durée de vie de la grue.

## Control Automático de Tareas ADC

La función Automatic Duty Control (ADC) exclusiva y patentada de Hiab es el único sistema completamente automático de este tipo en el mercado. Puede aumentar la capacidad indicada de su grúa en aplicaciones de carga suspendida en un 10% sin imponer tensión o fatiga adicional a la estructura de acero. Esto ayuda a reducir el mantenimiento durante la vida útil de la grúa.

## ADC - Automatic Duty Control

Hiabs unika och patenterade ADC-funktion (Automatic Duty Control) är det enda helautomatiska systemet av sin typ på marknaden. Det kan öka kranens kapacitet med 10% utan att påverka stålkonstruktionen ytterligare med belastning. Det bidrar till att minska underhållet under kranens livstid.

## ADC - Automatic Duty Control - Automatische Leistungssteuerung

Hiabs einzigartige und patentierte ADC-Funktion ist das einzige vollautomatische System dieser Art auf dem Markt. Es steigert die angegebene Hubkapazität Ihres Krans bei hängender Last um 10%, ohne dabei die Stahlkonstruktion zusätzlich zu belasten. Dies trägt dazu bei, die Wartung während der gesamten Lebensdauer des Krans zu reduzieren.



## Connectivity

Our equipment comes connectivity enabled. Connectivity, in combination with our connected services, allows you to be in constant contact with equipment, assets and people to enhance the productivity, efficiency and safety of your business.

## Connectivity

Le gru sono predisposte per le funzioni di connettività. Il servizio di connettività permette di gestire al meglio il parco macchine, le risorse e le persone per migliorare la produttività, l'efficienza e la sicurezza della tua azienda.

## Connectivité

Notre équipement est livré avec une connectivité activée. La connectivité, en combinaison avec nos services connectés, vous permet d'être en contact permanent avec les équipements, et les personnes pour améliorer la productivité, l'efficacité et la sécurité de votre entreprise.

## Conectividad

Nuestro equipo viene con conectividad habilitada. La conectividad, en combinación con nuestros servicios de conectados, le permite estar en contacto constante con equipos, activos y personas para mejorar la productividad, la eficiencia y la seguridad de su negocio.

## Uppkopplade enheter

Vår utrustning levereras med möjligheter till olika anslutna tjänster. Kombinationen av våra uppkopplade tjänster, gör att du kan ha konstant kontakt med utrustning, dina tillgångar och operatörer för att förbättra produktiviteten, effektiviteten och säkerheten i ditt företag.

## Connectivity

Unsere Geräte kommen mit integrierter Konnektivität zu Ihnen. Hiab Connectivity in Verbindung mit unseren vernetzten Services ermöglicht Ihnen in ständigem Kontakt mit Ihren Geräten und Mitarbeitern zu stehen, um die Produktivität, Effizienz und Sicherheit Ihres Unternehmens nachhaltig zu steigern.





## EN

**Hiab HIPRO** is the most advanced model platform control system within the Hiab loader crane range of products. This remote controlled system delivers quick and precise crane movements, allowing you to carry out the most complex types of work.

The advanced functions assist the operator in the safest and fastest way, working in total synergy among the operator and the crane.

- CE marked
- Remote controlled system
- Advanced optional functions: SAF, LSS-V, LSS-H, CTC, SAM
- Full set of safety sensors and features for highest level of protection



## IT

**Hiab HIPRO** è il modello più avanzato di sistema di controllo nella gamma di prodotti per gru Hiab. Con questo sistema radiocomandato, i movimenti della gru sono rapidi e precisi, permettendo di eseguire i tipi più complessi di lavoro. Le funzionalità avanzate assistono l'operatore nel modo più sicuro e veloce, con una totale sinergia tra l'operatore stesso e la gru.

- Marchio CE
- Sistema radiocomandato
- Funzionalità opzionali avanzate: SAF, LSS-V, LSS-H, CTC, SAM
- Set completo di funzionalità e sensori di sicurezza, per il massimo livello di protezione possibile.

## FR

**Hiab HIPRO** est le système de commande le plus sophistiqué de la gamme de grues Hiab. Ce système commandé à distance permet aux grues d'effectuer des mouvements rapides et précis, vous permettant ainsi d'exécuter les types de travaux les plus complexes. Les fonctions avancées assistent l'opérateur de la manière la plus sûre et la plus rapide, en travaillant en totale synergie avec l'opérateur et la grue.

- Marquage CE
- Commande à distance
- Fonctions avancées en option: SAF, LSS-V, LSS-H, CTC, SAM
- Un ensemble complet de capteurs et de fonctionnalités de sécurité pour un niveau de protection maximum.

## ES

**Hiab HIPRO** es el modelo de plataforma de control más avanzado dentro de la gama de productos de grúa de carga Hiab. Este sistema de control remoto ofrece movimientos de grúa rápidos y precisos, lo que le permite llevar a cabo los tipos de trabajo más complejos. Las funciones avanzadas ayudan al operador de la forma más segura y rápida, trabajando en total sinergia entre el operador y la grúa.

- Marcado CE
- Sistema de control remoto
- Funciones opcionales avanzadas: SAF, LSS-V, LSS-H, CTC, SAM
- Conjunto completo de sensores y prestaciones de seguridad para obtener el nivel más alto de protección.

## SE

**Hiab HIPRO** är det mest avancerade styrsystemet inom Hiab:s sortiment av lastbilskranar. Detta fjärrstyrda system ger snabba och noggranna kranrörelser, så att du kan utföra de mest komplexa typerna av jobb. De avancerade funktionerna hjälper operatören på det säkraste och snabbaste sättet och skapar en total synergi mellan operatören och kranen.

- CE-märkt
- Fjärrstyrt system
- Avancerade tillvalsfunktioner: SAF, LSS-V, LSS-H, CTC, SAM
- Fullständig uppsättning säkerhetssensorer och -funktioner för högsta säkerhetsnivå.

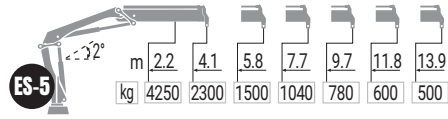
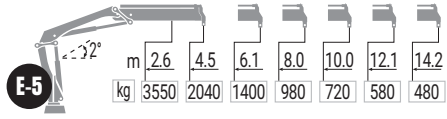
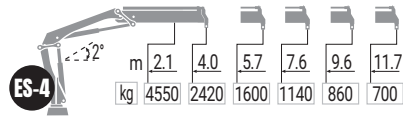
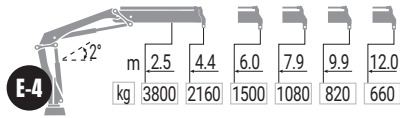
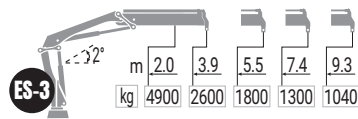
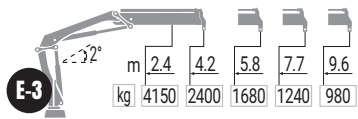
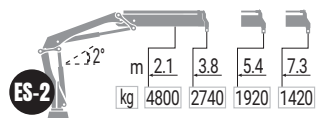
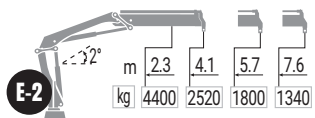
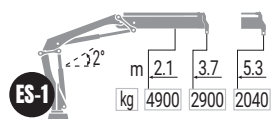
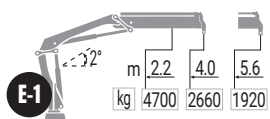
## DE






**Hiab HIPRO** ist das fortschrittlichste Steuerungssystem der Hiab-Ladekran-Produktpalette. Kranbewegungen lassen sich damit schnell und präzise ausführen, sodass Sie auch die komplexesten Aufgaben bewältigen können. Fortschrittliche Funktionen unterstützen das perfekte Zusammenspiel zwischen Bediener und Kran und ermöglichen das Arbeiten mit höchster Sicherheit und Geschwindigkeit.

- Mit CE-Kennzeichnung
- Fernsteuerungssystem
- Hochmoderne optionale Funktionen: SAF (Halbautomatisches Zusammenklappen), LSS-V (Laststabilitätssystem für vertikale Bewegungen), LSS-H (Laststabilitätssystem für horizontale Bewegungen), CTC (Kranspitzensteuerung), SAM (Halbautomatischer Ladezyklus)
- Vollständiger Satz von Sicherheitssensoren und Funktionen für höchsten Schutz.



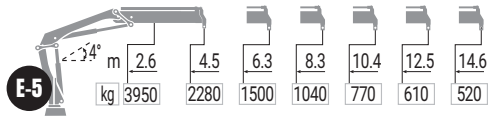
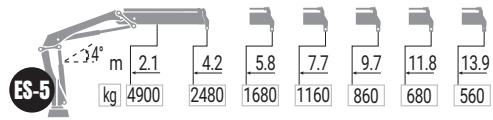
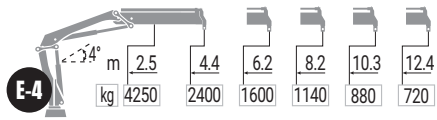
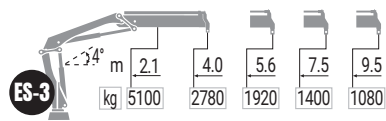
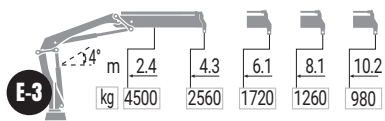
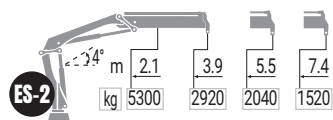
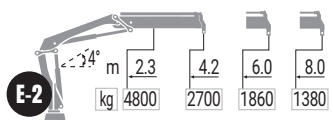
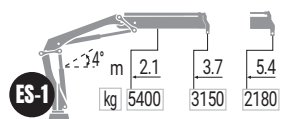
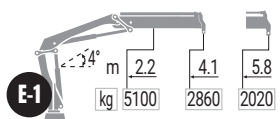
# X-HIPRO 112








MODEL	 t/m	 (°)	 mm	 mm	 mm
E-1	10,7	406	2100	1150	750
E-2	10,4	406	2100	NA	NA
E-3	10,1	406	2100	NA	NA
E-4	9,5	406	2100	NA	NA
E-5	9,2	406	2100	1150	835
ES-1	10,8	406	2100	1150	750
ES-2	10,4	406	2100	NA	NA
ES-3	10,2	406	2100	NA	NA
ES-4	9,6	406	2100	NA	NA
ES-5	9,3	406	2100	1150	835



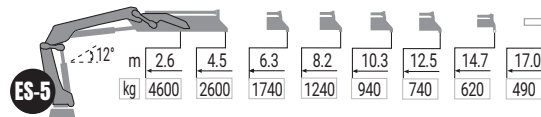
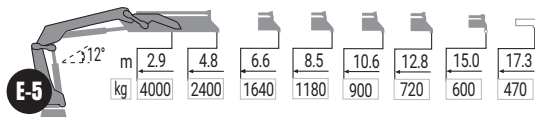
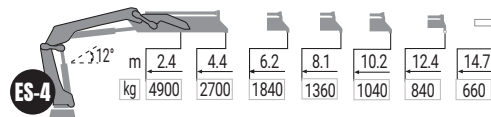
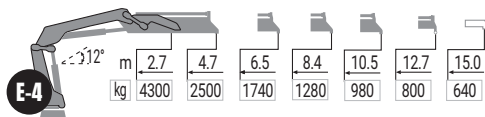
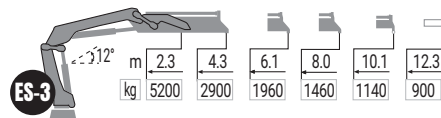
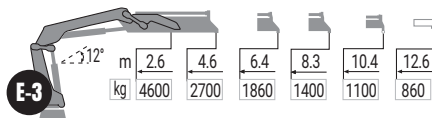
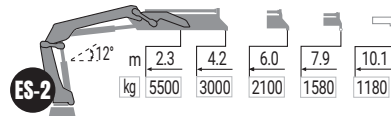
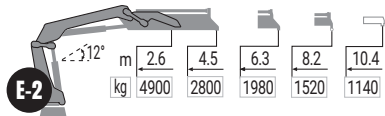
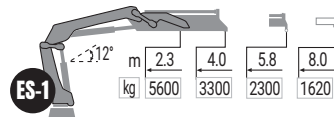
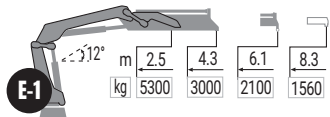
# X-HIPRO 122








MODEL	 txm	 (°)	 mm	 mm	 mm
E-1	11,7	406	2170	993	755
E-2	11,3	406	2170	998	755
E-3	11,0	406	2170	1157	792
E-4	10,6	406	2170	1159	755
E-5	10,3	406	2170	1253	808
ES-1	11,8	406	2170	910	755
ES-2	11,4	406	2170	1017	755
ES-3	11,1	406	2170	1165	792
ES-5	10,4	406	2170	1262	808



# X-HIPRO 142

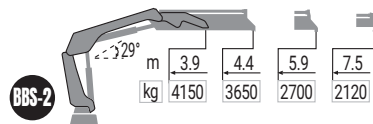
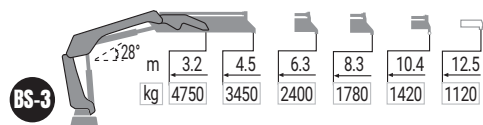
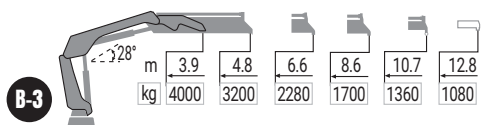
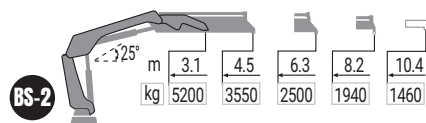
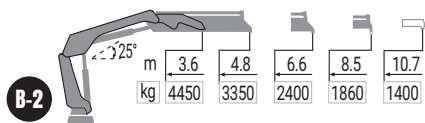
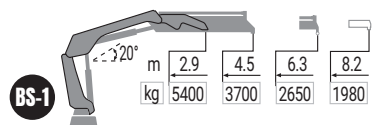
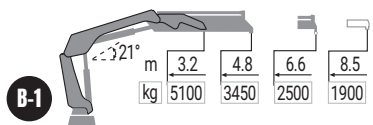







MODEL	 t/m	 (°)	 mm	 mm	 mm
E-1	13,7	415	2261	1075	817
E-2	12,7	415	2261	1138	817
E-3	12,4	415	2261	1186	817
E-4	11,7	415	2261	1239	817
E-5	11,6	415	2261	1265	920
ES-1	13,4	415	2261	1075	817
ES-2	12,6	415	2261	1138	817
ES-3	12,4	415	2261	1186	817
ES-4	11,9	415	2261	1239	817
ES-5	11,9	415	2261	1265	910





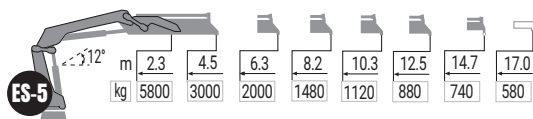
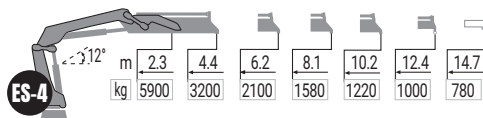
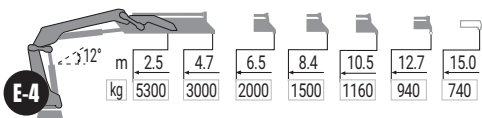
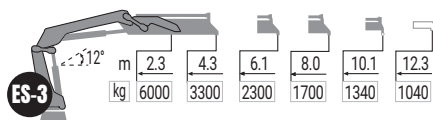
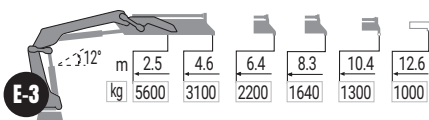
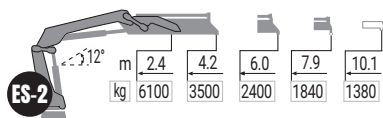
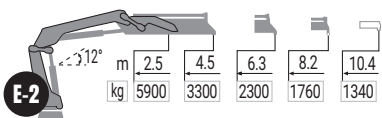
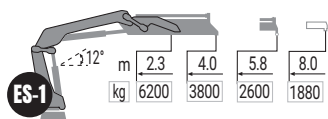
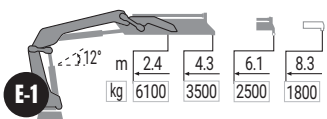
# ix.162 HIPRO








MODEL	 txm	 (°)	 mm	 mm	 mm
B-1	16,6	415	2264	1450	829
B-2	16,0	415	2264	1580	834
B-3	15,6	415	2264	1710	942
BS-1	16,7	415	2264	1440	829
BS-2	16,1	415	2264	1570	834
BS-3	15,6	415	2264	1700	942
BBS-2	16,2	415	2264	1520	834



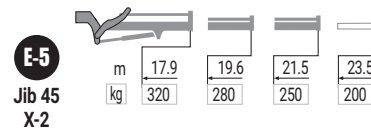
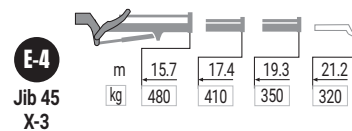
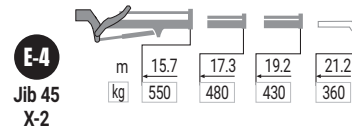
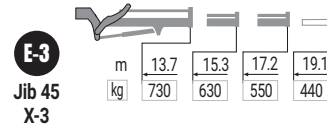
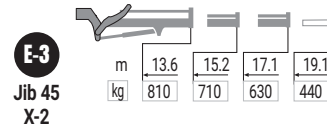
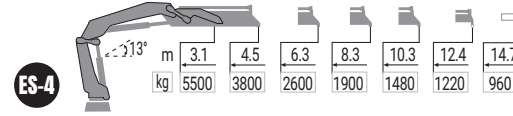
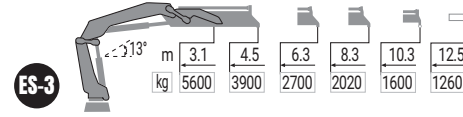
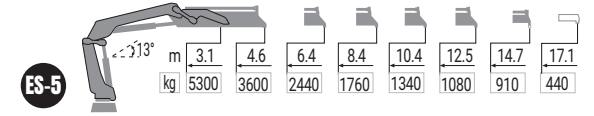
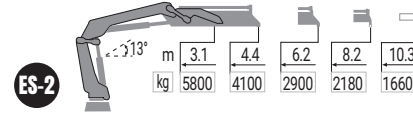
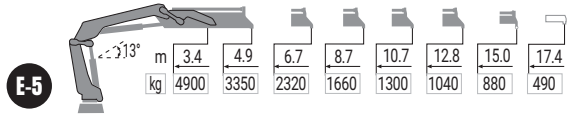
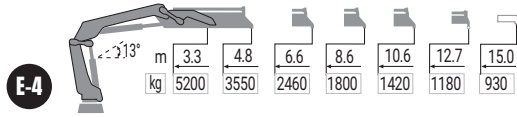
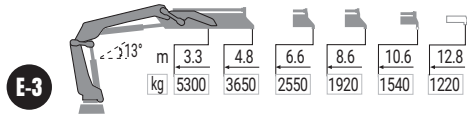
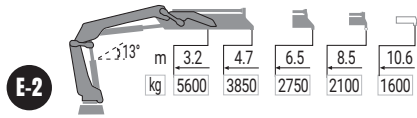
# X-HIPRO 162









MODEL	 txm	 (°)	 mm	 mm	 mm
E-1	15,3	415	2261	1720	878
E-2	14,8	415	2261	1860	878
E-3	14,3	415	2261	1970	878
E-4	14,1	415	2261	2080	878
E-5	13,4	415	2261	2190	969
ES-1	15,2	415	2261	1710	878
ES-2	14,9	415	2261	1850	878
ES-3	14,2	415	2261	1960	878
ES-4	14,1	415	2261	2070	878
ES-5	13,5	415	2261	2180	969



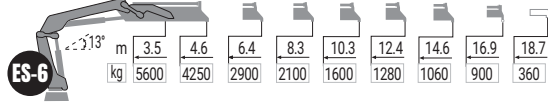
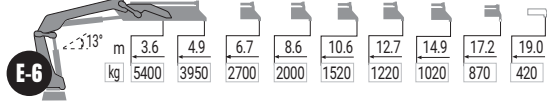
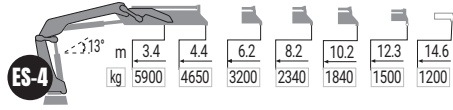
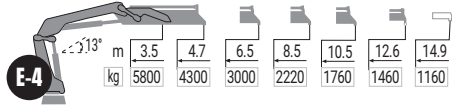
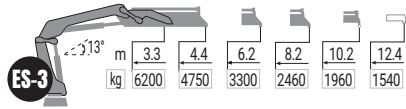
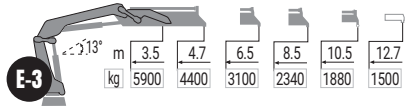
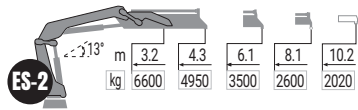
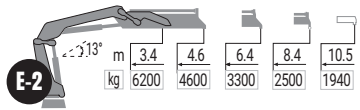
# X-HIPRO 192








MODEL	 txm	 (°)	 mm	 mm	 mm
E-2	18,1	415	2260	1234	865
E-3	17,5	415	2260	1234	965
E-4	17,0	415	2260	1234	865
E-5	16,6	415	2260	1245	965
E-6	16,3	415	2260	1245	965
ES-2	18,1	415	2260	1234	865
ES-3	17,6	415	2260	1234	965
ES-4	17,1	415	2260	1234	865
ES-5	16,7	415	2260	1245	965
ES-6	16,3	415	2260	1245	965
E-3 + JIB 45 X-2	17,5	415	2590	1170	965
E-3 + JIB 45 X-3	17,5	415	2600	1190	965
E-4 + JIB 45 X-2	17,0	415	2580	1200	865
E-4 + JIB 45 X-3	17,0	415	2600	1230	865
E-5 + JIB 45 X-2	16,6	415	2600	1240	965



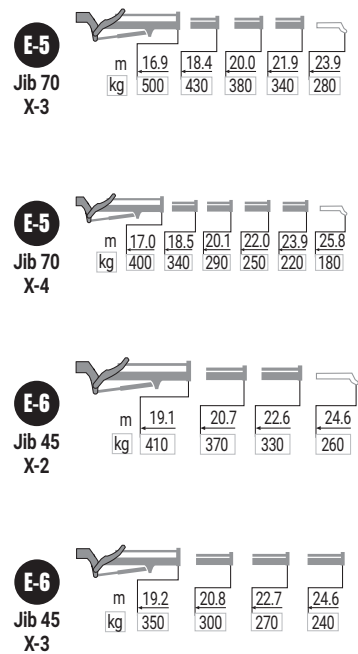
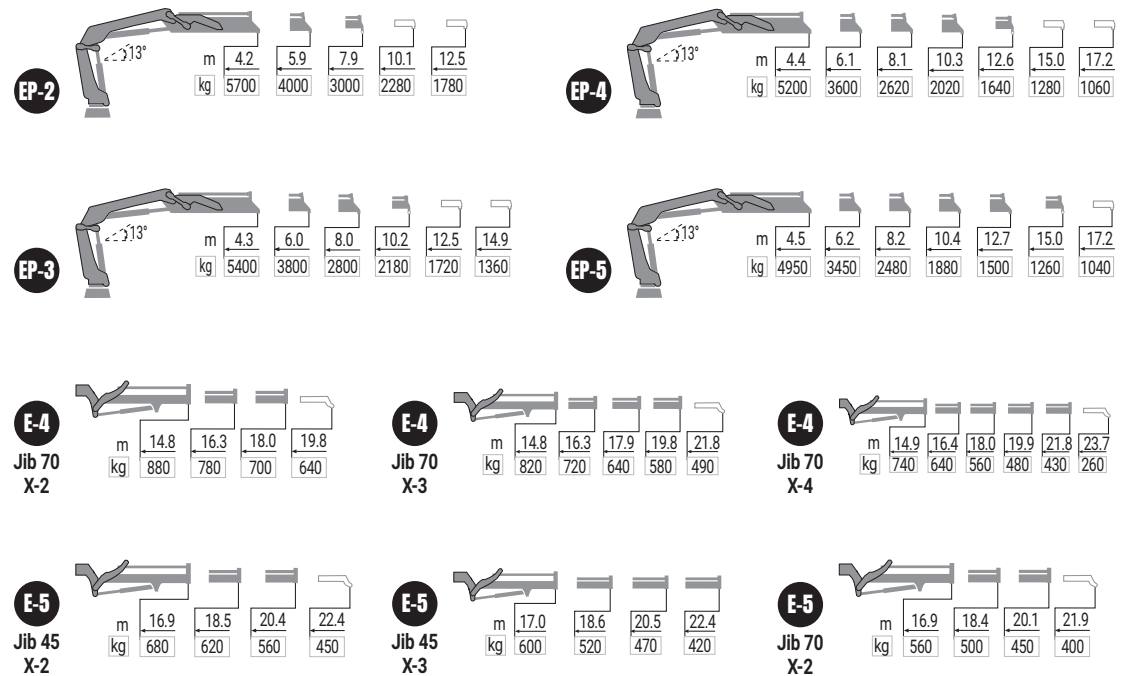
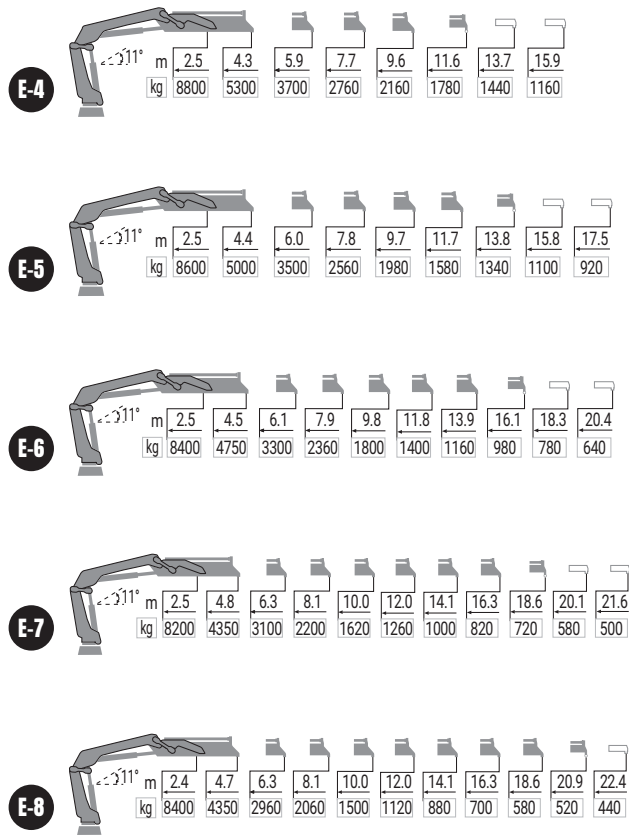
# X-HIPRO 232



MODEL	 t/m	 (°)	 mm	 mm	 mm
E-2	21,3	415	2269	2475	857
E-3	20,7	415	2269	2475	967
E-4	20,3	415	2269	2485	875
E-5	19,8	415	2269	2496	985
E-6	19,4	415	2269	2496	985
ES-2	21,4	415	2269	2475	857
ES-3	20,9	415	2269	2475	967
ES-4	20,4	415	2269	2485	875
ES-5	20,0	415	2269	2496	985
ES-6	19,6	415	2269	2496	985



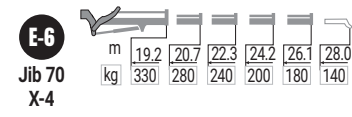
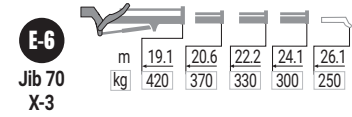
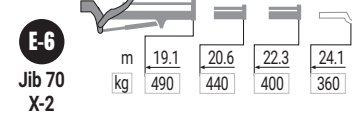
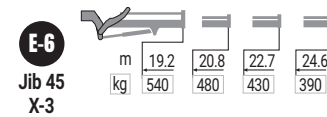
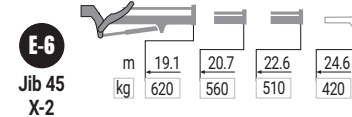
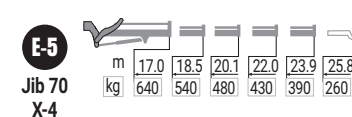
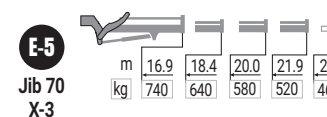
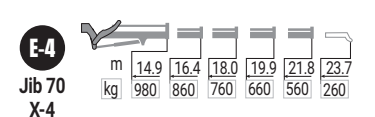
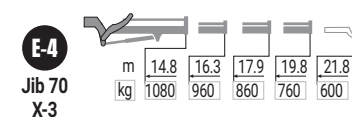
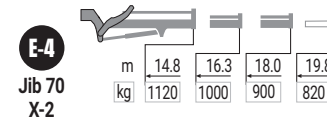
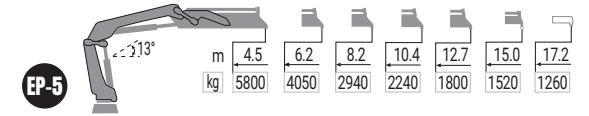
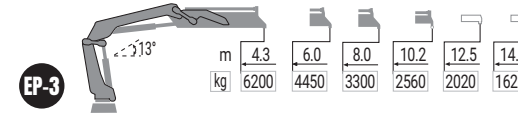
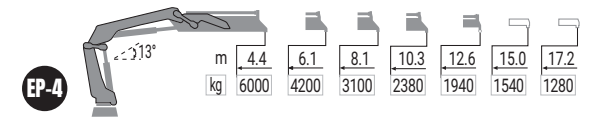
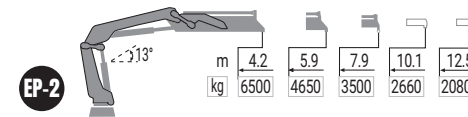
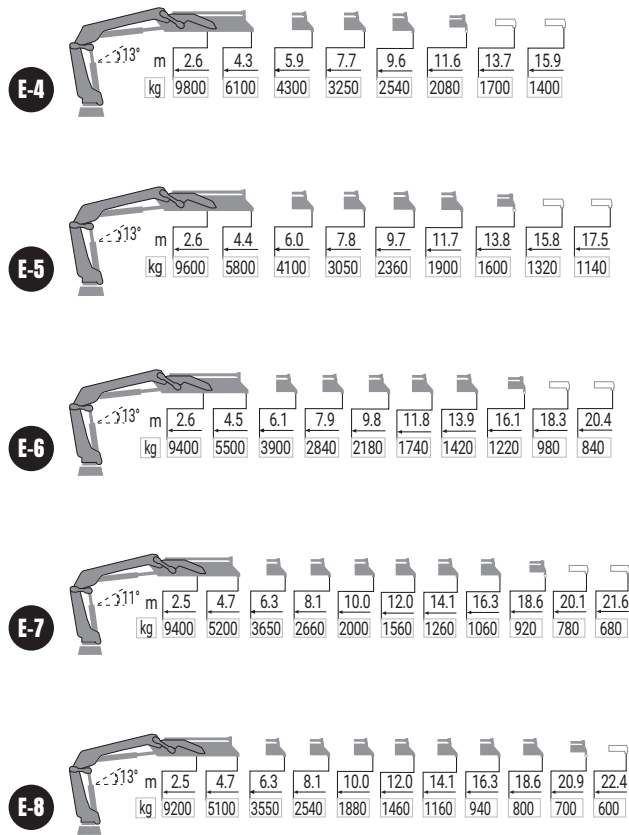
# X-HIPRO 262








MODEL					
	txm	(°)	mm	mm	mm
E-4	22,6	410	2401	1255	1094
E-5	22,0	410	2401	1255	1154
E-6	21,4	410	2401	1255	1166
E-7	20,9	410	2401	1256	1197
E-8	20,4	410	2401	1258	1200
EP-2	23,8	410	2393	1250	1070
EP-3	23,2	410	2393	1250	1124
EP-4	22,7	410	2393	1250	1153
EP-5	22,3	410	2393	1252	1153
E-4 + JIB 70 X-2	22,6	410	2650	1245	1215
E-4 + JIB 70 X-3	22,6	410	2650	1245	1215
E-4 + JIB 70 X-4	22,6	410	2650	1245	1215
E-5 + JIB 45 X-2	22,0	410	2650	1250	1215
E-5 + JIB 45 X-3	22,0	410	2650	1250	1215
E-5 + JIB 70 X-2	22,0	410	2650	1250	1215
E-5 + JIB 70 X-3	22,0	410	2650	1250	1215
E-5 + JIB 70 X-4	22,0	410	2650	1250	1215
E-6 + JIB 45 X-2	21,4	410	2650	1250	1215
E-6 + JIB 45 X-3	21,4	410	2650	1250	1215



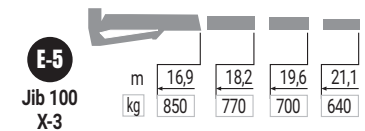
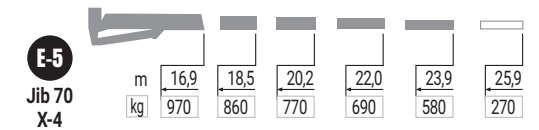
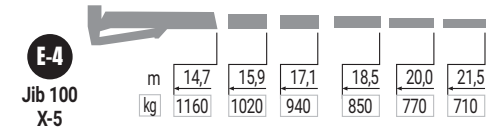
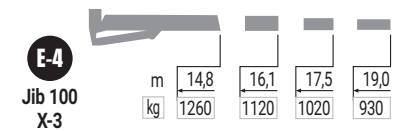
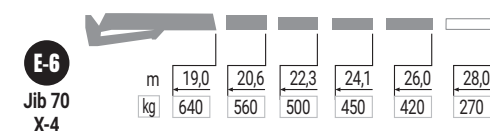
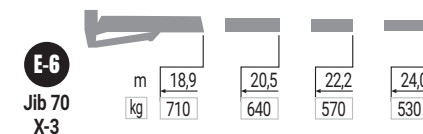
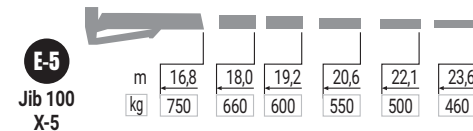
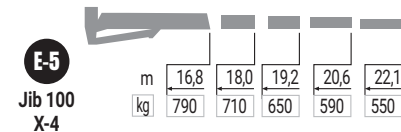
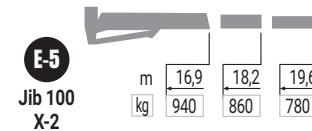
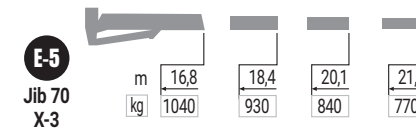
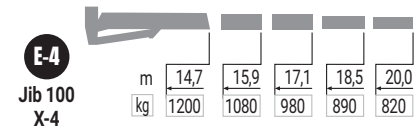
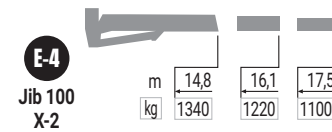
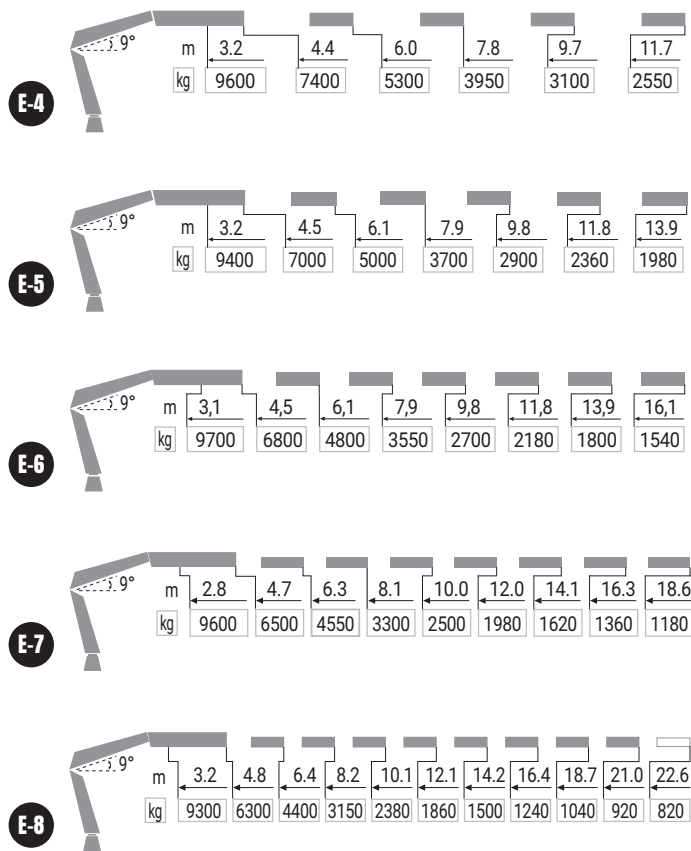
# X-HIPRO 302








MODEL	 txm	 (°)	 mm	 mm	 mm
E-4	26,1	420	2401	1255	1094
E-5	25,6	420	2401	1255	1154
E-6	25,0	420	2401	1255	1166
E-7	24,6	420	2401	1256	1197
E-8	24,1	420	2401	1258	1200
EP-2	27,6	420	2393	1250	1070
EP-3	26,9	420	2393	1250	1124
EP-4	26,4	420	2393	1250	1153
EP-5	26,0	420	2393	1253	1153
E-4 + JIB 70 X-2	26,1	420	2650	1245	1215
E-4 + JIB 70 X-3	26,1	420	2650	1245	1215
E-4 + JIB 70 X-4	26,1	420	2650	1245	1215
E-5 + JIB 70 X-3	25,6	420	2650	1250	1215
E-5 + JIB 70 X-4	25,6	420	2650	1250	1215
E-6 + JIB 45 X-2	25,0	420	2633	1250	1215
E-6 + JIB 45 X-3	25,0	420	2633	1250	1215
E-6 + JIB 70 X-2	25,0	420	2650	1250	1215
E-6 + JIB 70 X-3	25,0	420	2650	1250	1215
E-6 + JIB 70 X-4	25,0	420	2650	1250	1215



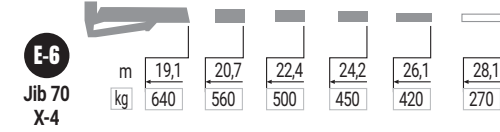
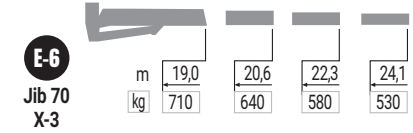
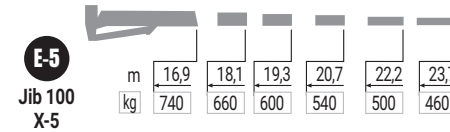
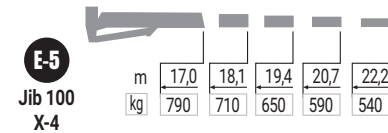
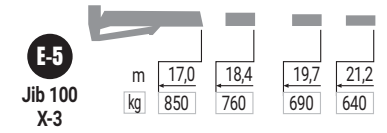
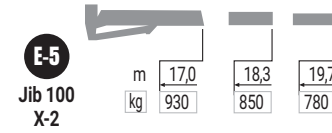
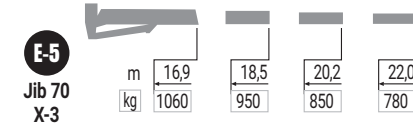
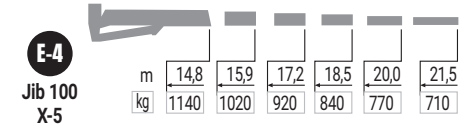
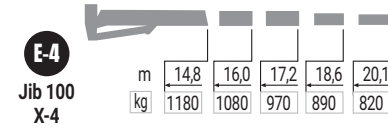
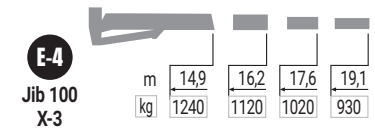
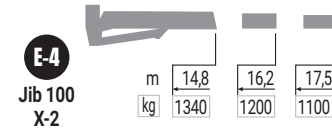
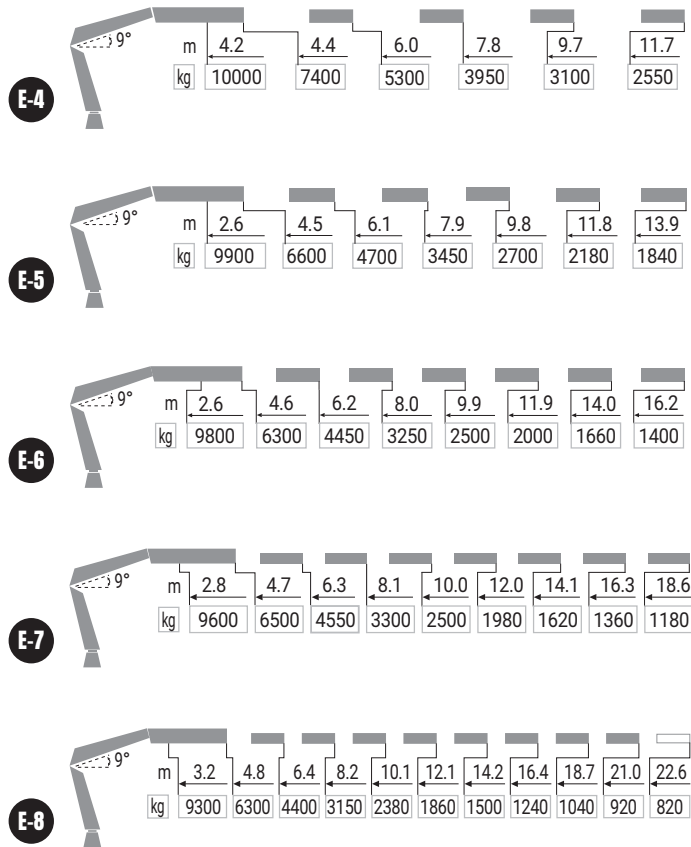
# X-HIPRO 352








MODEL	 txm	 (°)	 mm	 mm	 mm
E-4	32,1	420	2380	1250	1149
E-5	31,3	420	2380	1257	1222
E-6	30,7	420	2380	1257	1225
E-7	30,2	420	2380	1300	1258
E-8	29,8	420	2380	1288	1258
E-4 + JIB 100 X-2	32,1	420	2601	1250	1319
E-4 + JIB 100 X-3	32,1	420	2601	1250	1319
E-4 + JIB 100 X-4	32,1	420	2599	1250	1319
E-4 + JIB 100 X-5	32,1	420	2599	1250	1319
E-5 + JIB 70 X-3	31,3	420	2668	1257	1319
E-5 + JIB 70 X-4	31,3	420	2668	1257	1319
E-5 + JIB 100 X-2	31,3	420	2591	1257	1319
E-5 + JIB 100 X-3	31,3	420	2591	1257	1319
E-5 + JIB 100 X-4	31,3	420	2592	1257	1319
E-5 + JIB 100 X-5	31,3	420	2591	1257	1319
E-6 + JIB 70 X-3	30,7	420	2672	1257	1319
E-6 + JIB 70 X-4	30,7	420	2674	1257	1319



# X-HIPRO 358

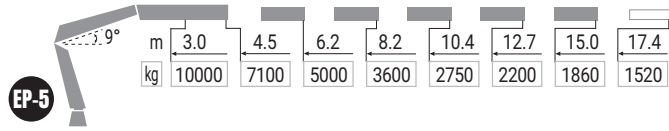
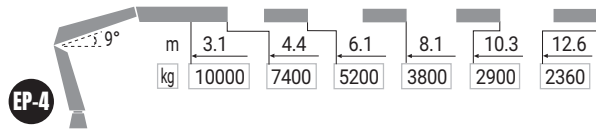
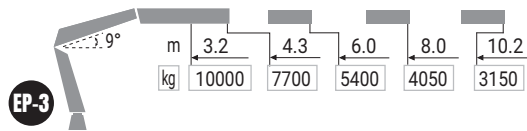
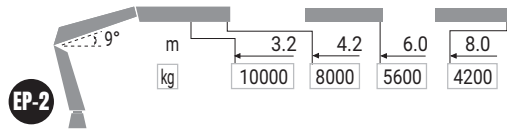


MODEL	 txm	 (°)	 mm	 mm	 mm
E-4	32,5	999	2427	1245	1321
E-5	31,9	999	2427	1256	1363
E-6	31,4	999	2427	1253	1374
E-7	30,8	999	2427	1253	1401
E-8	30,4	999	2427	1253	1400
E-4 + JIB 100 X-2	32,5	999	2648	1245	1321
E-4 + JIB 100 X-3	32,5	999	2648	1245	1321
E-4 + JIB 100 X-4	32,5	999	2647	1245	1321
E-4 + JIB 100 X-5	32,5	999	2647	1245	1321
E-5 + JIB 70 X-3	31,9	999	2712	1245	1363
E-5 + JIB 70 X-4	31,9	999	2712	1245	1363
E-5 + JIB 100 X-2	31,9	999	2643	1255	1363
E-5 + JIB 100 X-3	31,9	999	2643	1255	1363
E-5 + JIB 100 X-4	31,9	999	2643	1255	1363
E-5 + JIB 100 X-5	31,9	999	2643	1255	1363
E-6 + JIB 70 X-3	31,4	999	2712	1245	1374
E-6 + JIB 70 X-4	31,4	999	2712	1245	1374





# X-HIPRO 362

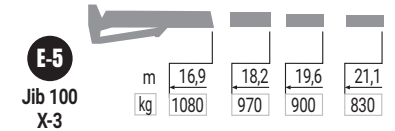
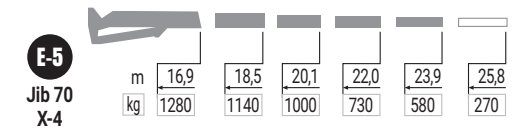
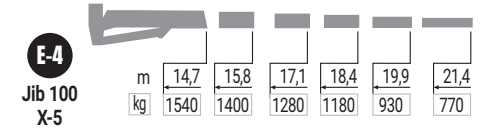
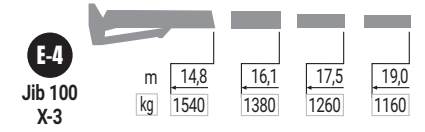
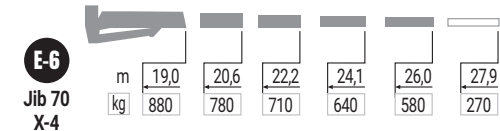
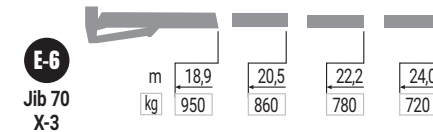
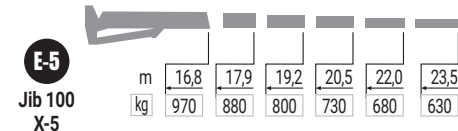
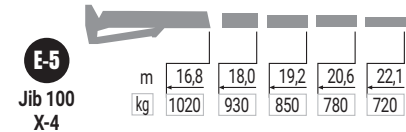
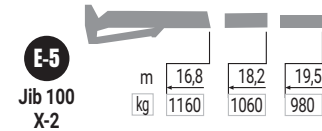
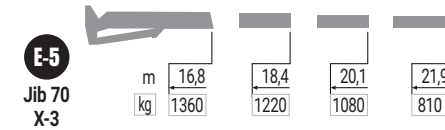
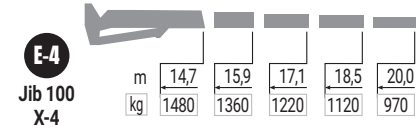
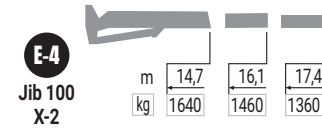
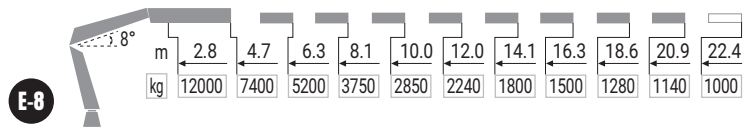
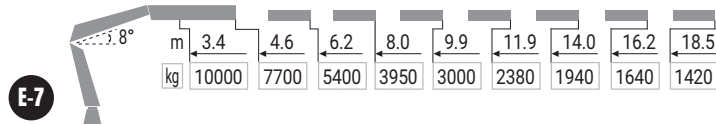
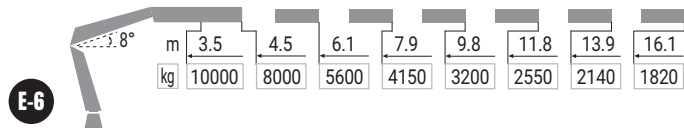
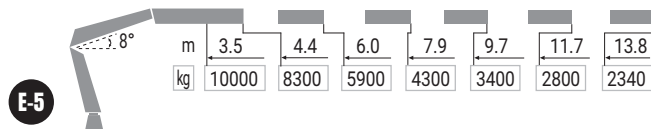
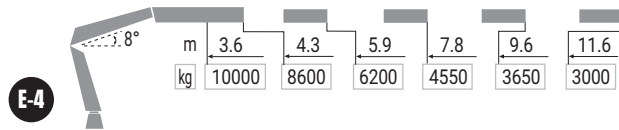







MODEL	txm	(°)	mm	mm	mm
EP-2	33,5	420	2380	1245	1120
EP-3	32,8	420	2380	1245	1198
EP-4	32,1	420	2380	1247	1239
EP-5	31,6	420	2380	1247	1239





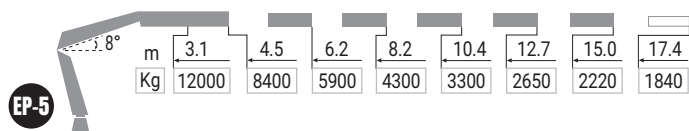
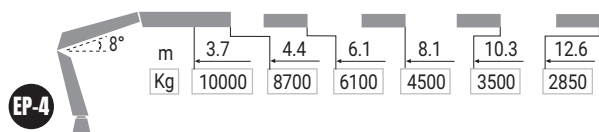
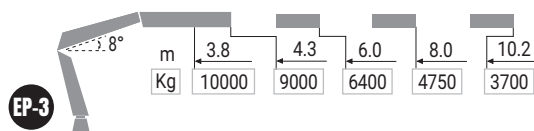
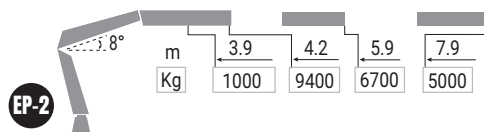
# X-HIPRO 408



MODEL	 txm	 (°)	 mm	 mm	 mm
E-4	37,2	999	2458	1245	1324
E-5	36,6	999	2458	1253	1365
E-6	36,0	999	2458	1251	1406
E-7	35,5	999	2458	1251	1406
E-8	35,1	999	2458	1286	1406
E-4 JIB 100 X-2	37,2	999	2655	1246	1404
E-4 JIB 100 X-3	37,2	999	2655	1246	1404
E-4 JIB 100 X-4	37,2	999	2655	1246	1404
E-4 JIB 100 X-5	37,2	999	2655	1246	1404
E-5 JIB 70 X-3	36,6	999	2717	1245	1404
E-5 JIB 70 X-4	36,6	999	2717	1245	1404
E-5 JIB 100 X-2	36,6	999	2656	1246	1404
E-5 JIB 100 X-3	36,6	999	2656	1246	1404
E-5 JIB 100 X-4	36,0	999	2655	1246	1404
E-5 JIB 100 X-5	36,0	999	2655	1246	1404
E-6 JIB 70 X-3	36,0	999	2722	1245	1404
E-6 JIB 70 X-4	36,0	999	2722	1245	1404



# X-HIPRO 418

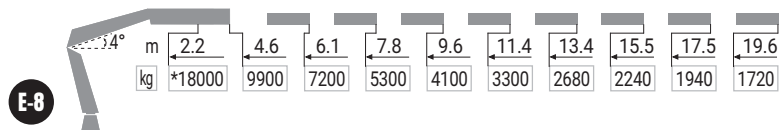
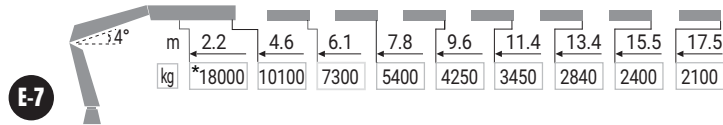
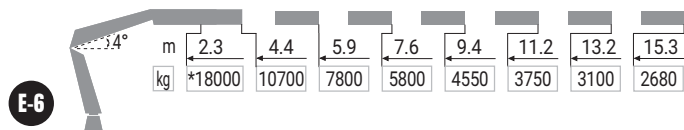
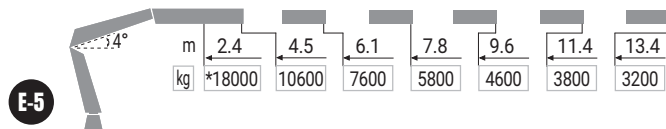
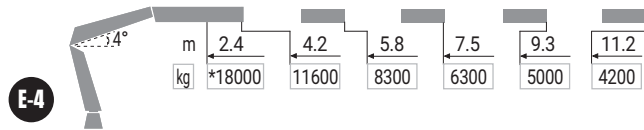


MODEL					
	txm	(°)	mm	mm	mm
EP-2	39,7	999	2458	1245	1305
EP-3	39,0	999	2458	1245	1373
EP-4	38,3	999	2458	1245	1403
EP-5	37,8	999	2458	1245	1403

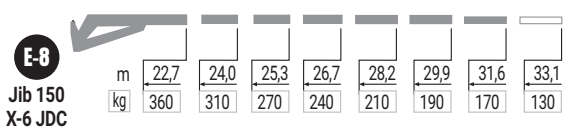
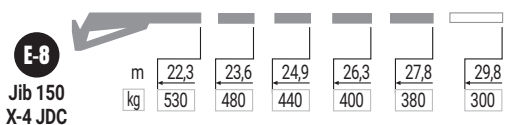
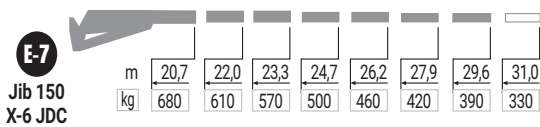
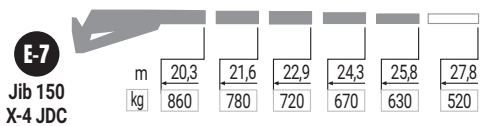
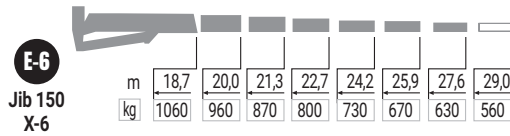
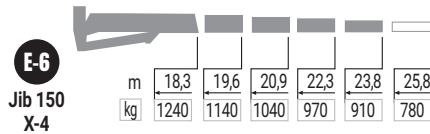
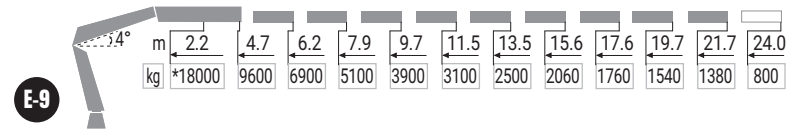









# X-HIPRO 548



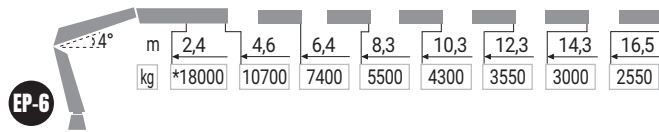
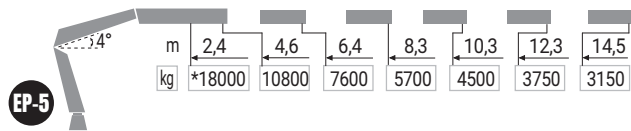
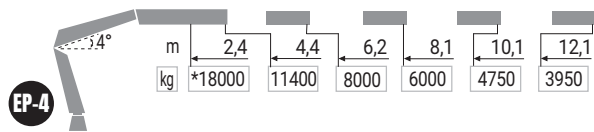
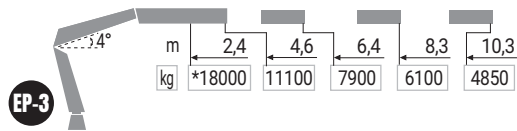
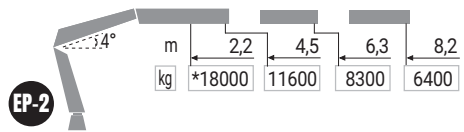
\* Special hook in heavy lift attachment



MODEL	 txm	 (°)	 mm	 mm	 mm
E-4	48,6	999	2490	1280	1527
E-5	47,9	999	2490	1280	1653
E-6	47,1	999	2490	1280	1653
E-7	46,5	999	2490	1280	1653
E-8	45,8	999	2490	1280	1653
E-9	45,3	999	2490	1280	1698
E-6 JIB 150 X-4	47,1	999	NA	NA	1758
E-6 JIB 150 X-6	47,1	999	NA	NA	1758
E-7 JIB 150 X-4 JDC	46,5	999	NA	NA	1775
E-7 JIB 150 X-6 JDC	46,5	999	NA	NA	1775
E-8 JIB 150 X-4 JDC	45,8	999	NA	NA	1783
E-8 JIB 150 X-6 JDC	45,8	999	NA	NA	1783



# X-HIPRO 558



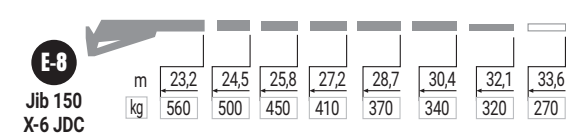
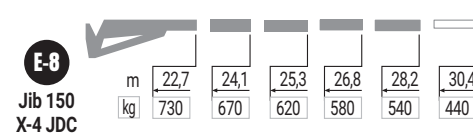
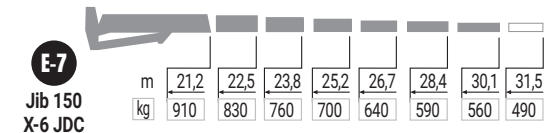
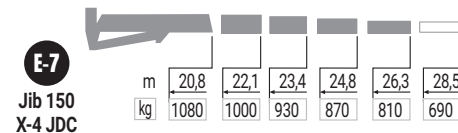
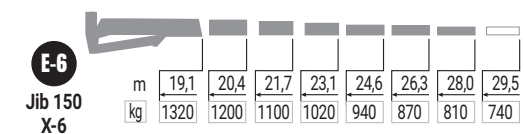
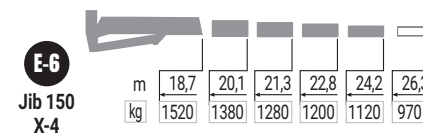
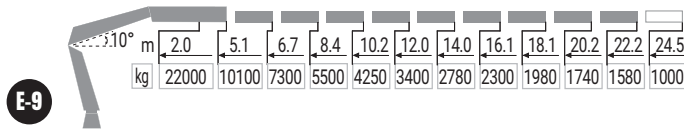
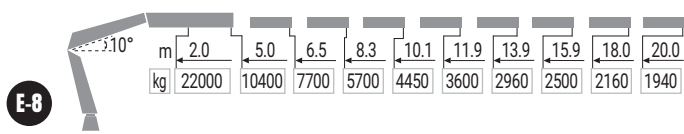
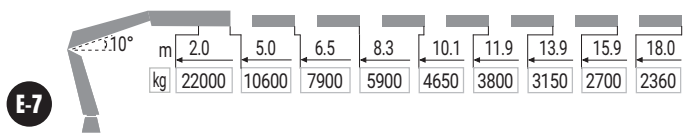
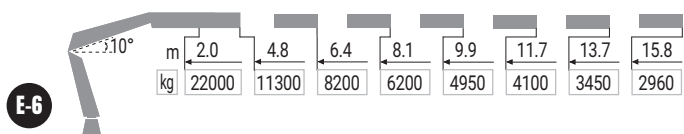
MODEL					
	txm	(°)	mm	mm	mm
EP-2	52,3	∞	2488	1214	1467
EP-3	50,9	∞	2488	1214	1467
EP-4	50,1	∞	2488	1214	1467
EP-5	49,6	∞	2488	1214	1467
EP-6	49,2	∞	2555	1214	1525

\* Special hook in heavy lift attachment





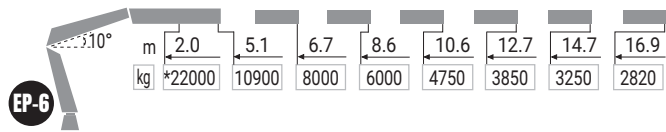
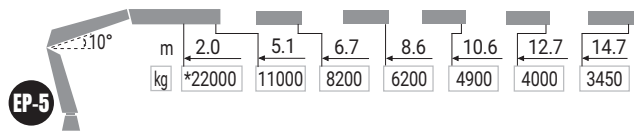
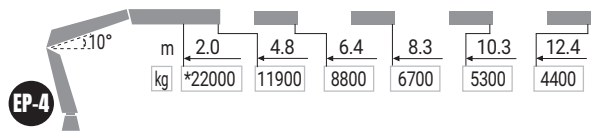
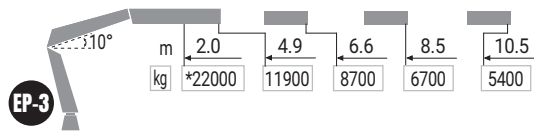
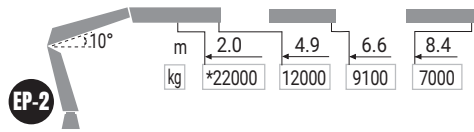
# X-HIPRO 638



MODEL					
	txm	(°)	mm	mm	mm
E-6	54,0	999	2508	1260	1600
E-7	53,2	999	2508	1260	1669
E-8	52,3	999	2508	1260	1669
E-9	51,7	999	2550	1267	1669
E-6 JIB 150 X-4	54,0	999	2673	1285	1840
E-6 JIB 150 X-6	54,0	999	2673	1285	1840
E-7 JIB 150 X-4 JDC	53,2	999	2669	1287	1833
E-7 JIB 150 X-6 JDC	53,2	999	2669	1287	1833
E-8 JIB 150 X-4 JDC	52,3	999	2673	1283	1840
E-8 JIB 150 X-6 JDC	52,3	999	2673	1283	1840



# X-HIPRO 658



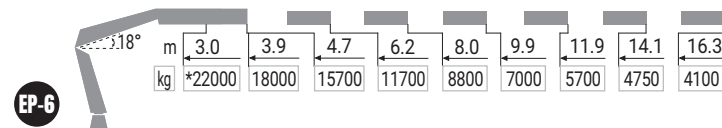
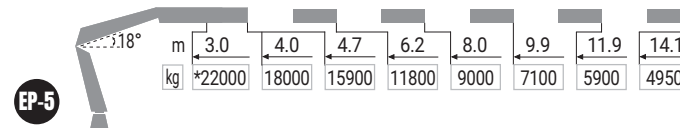
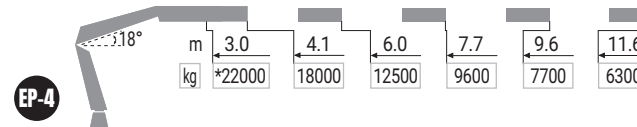
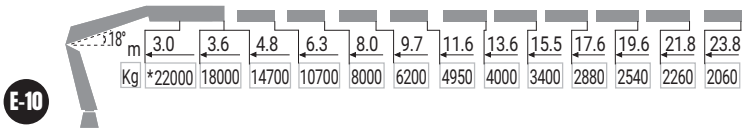
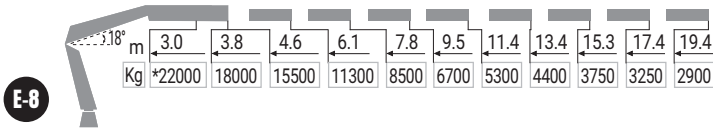
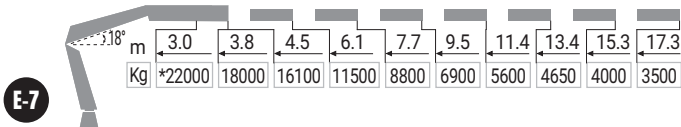
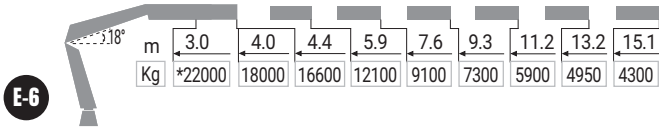
MODEL					
	txm	(°)	mm	mm	mm
EP-2	58,9	999	2508	1260	1524
EP-3	58,1	999	2508	1260	1524
EP-4	57,1	999	2508	1260	1524
EP-5	56,2	999	2587	1283	1589
EP-6	55,5	999	2579	1283	1595




\*Special hook in heavy lift attachment





# X-HIPRO 858

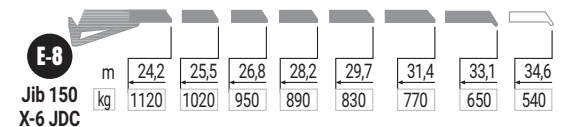
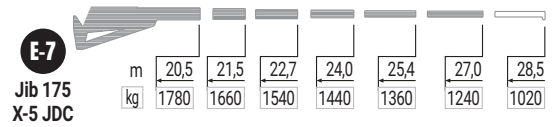
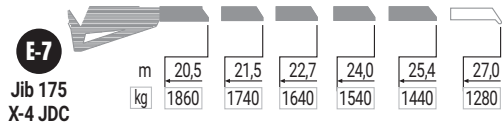
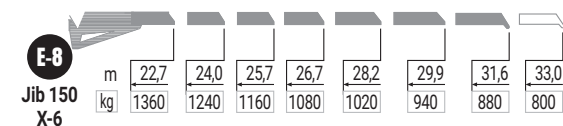
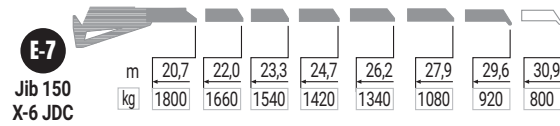
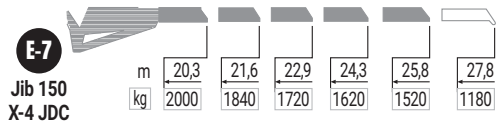
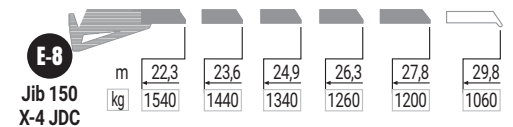
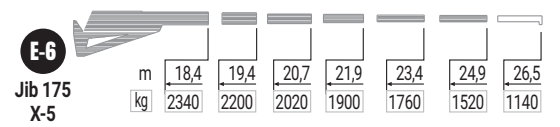
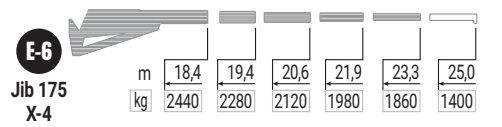







MODEL	 txm	 (°)	 mm	 mm	 mm
E-6	73,1	999	2507	1255	1665
E-7	NA	NA	NA	NA	NA
E-8	71,5	999	2507	1255	1730
E-10	NA	999	2602	1255	1730
EP-4	75,4	999	2507	1255	1568
EP-5	74,5	999	2588	1255	1585
EP-6	73,9	999	2589	1255	1585

\* Special hook in heavy lift attachment



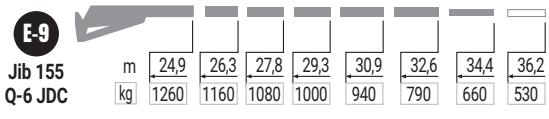
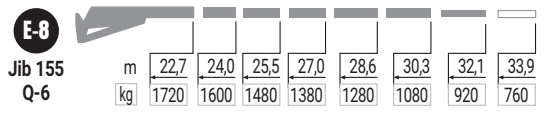
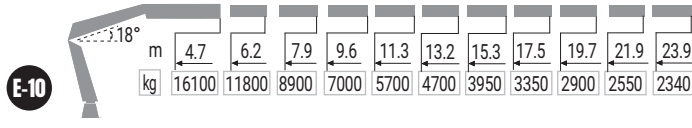
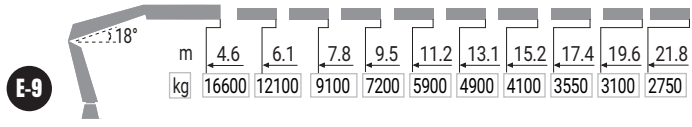
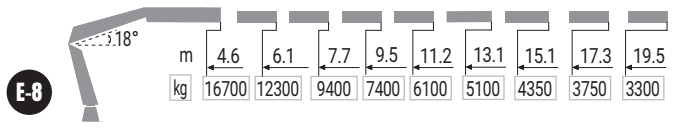
# X-HIPRO 858








MODEL	 txm	 (°)	 mm	 mm	 mm
E-6 JIB 175 X-4	73,1	999	2690	1290	1813
E-6 JIB 175 X-5	73,1	999	2690	1290	1813
E-7 JIB 150 X-4 JDC	72,4	999	2733	1264	1903
E-7 JIB 150 X-6 JDC	72,4	999	2733	1264	1903
E-7 JIB 175 X-4 JDC	72,4	999	2690	1290	1903
E-7 JIB 175 X-5 JDC	72,4	999	2690	1290	1903
E-8 JIB 150 X-4 JDC	71,5	999	2734	1264	1923
E-8 JIB 150 X-6	NA	NA	NA	NA	NA
E-8 JIB 150 X-6 JDC	71,5	999	2734	1264	1798



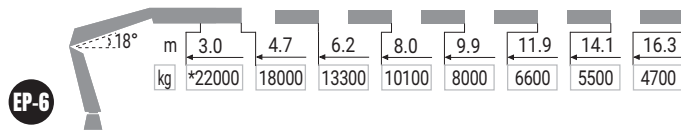
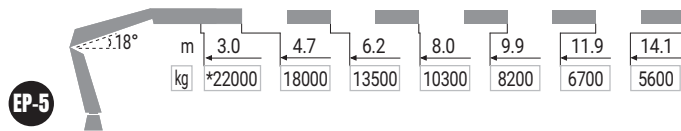
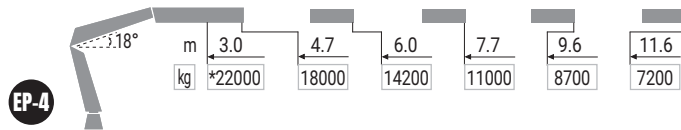
# iQ.958 HIPRO



MODEL	 txm	 (°)	 mm	 mm	 mm
E-8	77,2	999	2507	2550	1817
E-9	76,2	999	2507	2550	1847
E-10	75,7	999	2507	2550	1847
E-8 JIB 155 Q-6	77,2	999	2730	2550	2005
E-9 JIB 155 Q-6 JDC	76,2	999	2730	2550	2095



# X-HIPRO 1058



MODEL	t/m	(°)	mm	mm	mm
EP-4	85,4	999	2507	1255	1568
EP-5	84,7	999	2588	1255	1585
EP-6	84,1	999	2589	1255	1585

\*Special hook in heavy lift attachment





# iQ.1188 HIPRO



**E-8**

18°	m	4.6	6.1	7.8	9.5	11.2	13.1	15.1	17.3	19.5
	kg	18500	13600	10300	8200	6800	5700	4850	4200	3700

**E-9**

18°	m	4.6	6.1	7.8	9.5	11.2	13.1	15.2	17.4	19.6	21.8
	kg	18200	13400	10100	8000	6600	5500	4600	3950	3450	3100

**E-10**






18°	m	4.7	6.2	7.9	9.6	11.3	13.2	15.3	17.5	19.7	21.9	23.9
	kg	17800	13100	9800	7800	6400	5300	4400	3750	3250	2900	2650

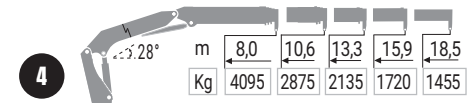
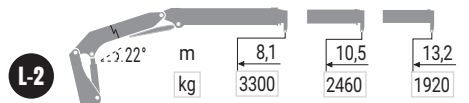
**E-8**  
Jib 155  
Q-6

m	22,7	24,0	25,5	27,0	28,6	30,3	32,1	33,9
kg	2060	1900	1760	1640	1340	1080	920	760

**E-9**  
Jib 155  
Q-6 JDC

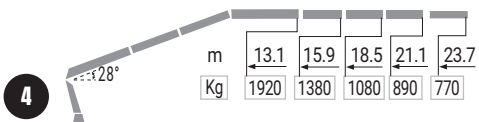
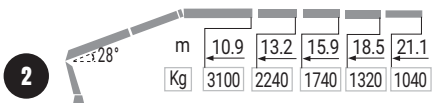
m	24,9	26,3	27,8	29,3	30,9	32,6	34,4	36,2
kg	1560	1440	1340	1240	1020	820	690	560

MODEL	 txm	 (°)	 mm	 mm	 mm
E-8	85,1	999	2507	1263	1817
E-9	84,1	999	2507	1263	1847
E-10	83,6	999	2507	1263	1847
E-8 JIB 155 Q-6	85,1	999	2730	1263	2005
E-9 JIB 155 Q-6 JDC	84,1	999	2730	1263	2095

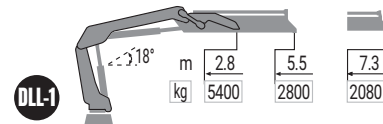
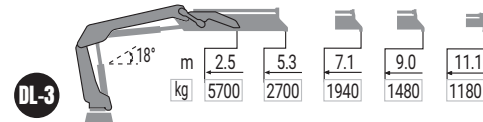
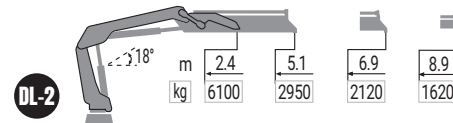
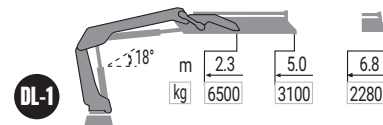




# K-HIPRO 515

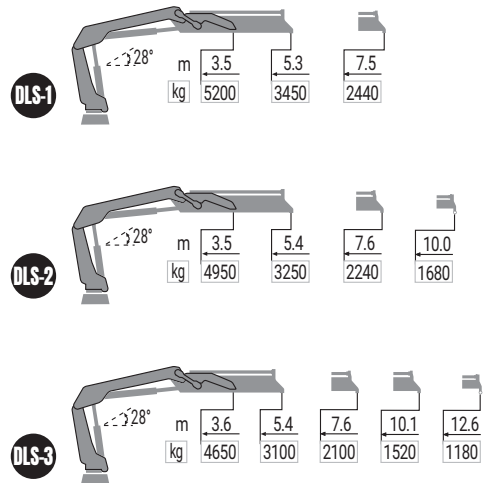
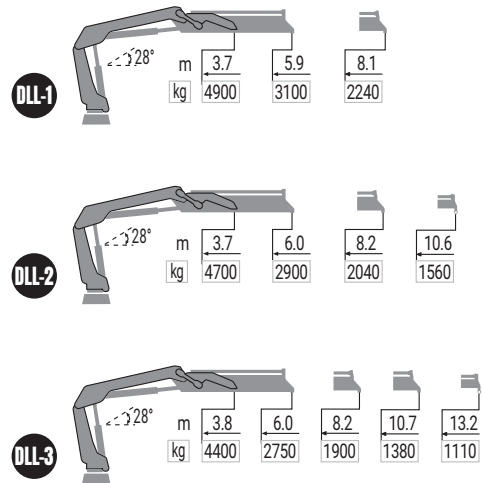


# L-HIPRO 165

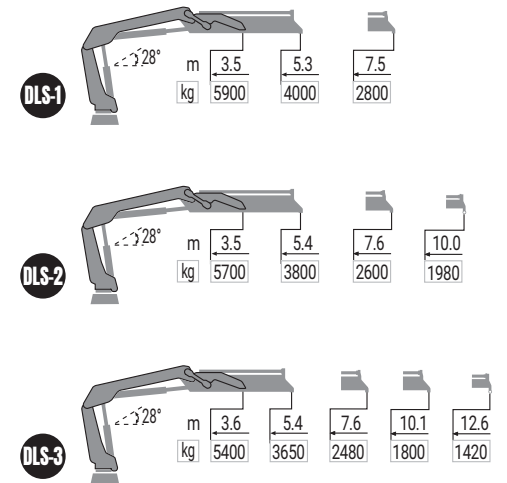
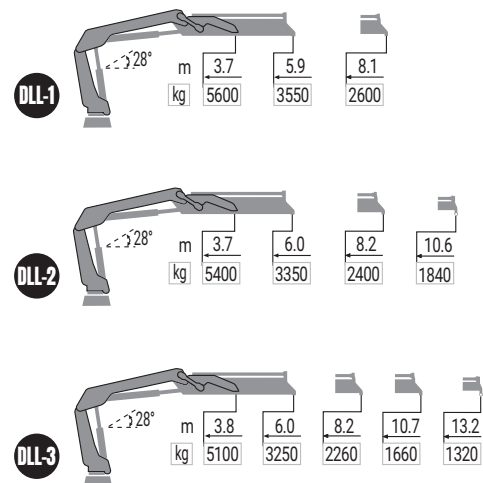




**L-HIPRO 195**



**L-HIPRO 235**

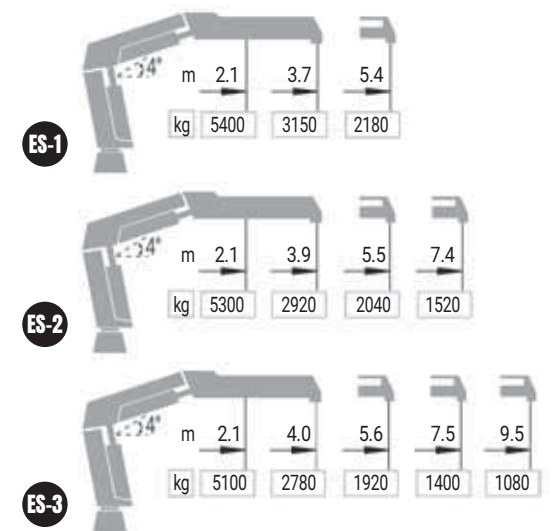
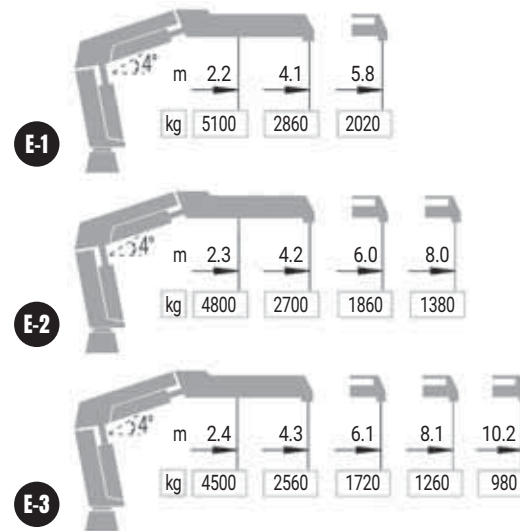
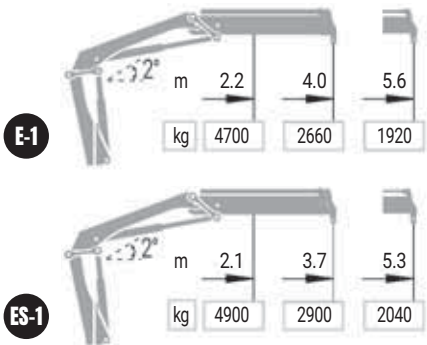




**R-HIPRO 099**



**R-HIPRO 111**



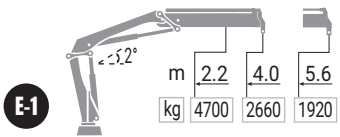




**R-HIPRO 112e**

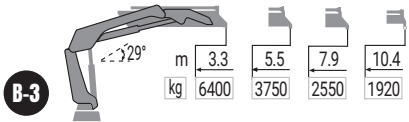


**S-HIPRO 130**

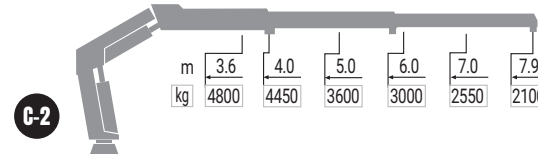




**S-HIPRO 230 W**



**Z-HIPRO 191**





## EN

**Hiab HIDUO** control system is the best price-performance remote controlled system you can choose, assuring high levels of safety matched to many functions that make any job easy. You get the most out of the crane's handling at an ideal purchasing and operating cost.

- CE marked
- Remote controlled system
- Advanced optional functions: SAF, LSS-V, LSS-H



## IT

### Hiab HIDUO

Con il sistema di controllo HIDUO accedi al sistema radiocomandato che offre il miglior rapporto tra prezzo e prestazioni e che garantisce livelli elevati di sicurezza, abbinati a numerose funzionalità che semplificano qualsiasi lavoro. Otterrai il massimo dalla movimentazione della gru con un costo d'acquisto e operativo ideale.

- Marchio CE
- Sistema telecomandato
- Funzionalità opzionali avanzate: SAF, LSS-V, LSS-H

## FR

### Hiab HIDUO

Le système de commande HiDuo est le système offrant le meilleur rapport prix/performance que vous puissiez choisir. Il garantit des niveaux de sécurité élevés, adaptés à de nombreuses fonctions qui simplifient tout type de tâche. Vous bénéficiez de la plupart des fonctions de maintenance de la grue pour un prix d'achat et des coûts d'exploitation avantageux.

- Marquage CE
- Commande à distance
- Fonctions avancées en option: SAF, LSS-V, LSS-H

## ES

### Hiab HIDUO

El sistema de control HiDuo es el sistema de control remoto con mejor relación precio-rendimiento que puede elegir, y le garantiza altos niveles de seguridad adaptados a muchas funciones, lo que facilita cualquier trabajo. Obtendrá el máximo rendimiento de la manipulación de la grúa a un coste de compra y operativo ideal.

- Mercado CE
- Sistema de control remoto
- Funciones opcionales avanzadas: SAF, LSS-V, LSS-H

## SE

### Hiab HIDUO

Styrsystemet HiDuo är det bästa fjärrstyrda systemet du kan välja sett till förhållandet mellan pris och prestanda. Du får garanterat höga säkerhetsnivåer som matchas av många funktioner som gör alla typer av jobb enklare. Kort sagt får du ut mesta möjliga av kranens drift till en mycket prisvärd inköps- och driftskostnad.

- CE-märkt
- Fjärrstyrt system
- Avancerade tillvalsfunktioner: SAF, LSS-V, LSS-H

## DE

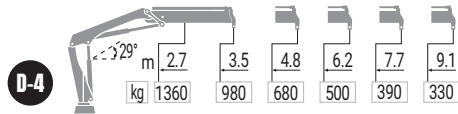
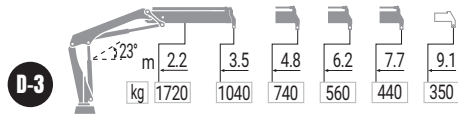
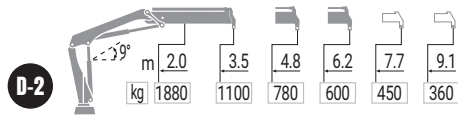
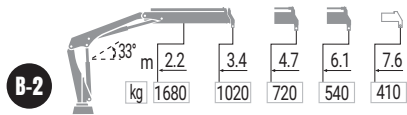
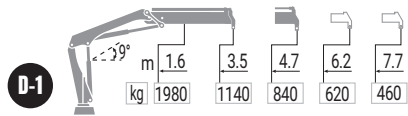
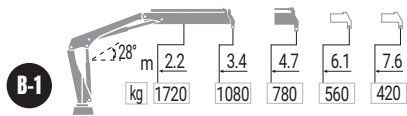
### Hiab HIDUO

Das HiDuo-Steuerungssystem bietet das beste Preis-Leistungs-Verhältnis und ein hohes Maß an Sicherheit. Seine vielen Funktionen erleichtern jede Aufgabe, sodass Sie Ihren Kran zu idealen Einkaufs- und Betriebskosten optimal einsetzen können.

- Mit CE-Kennzeichnung
- Fernsteuerungssystem
- Hochmoderne optionale Funktionen: SAF (Halbautomatisches Zusammenklappen), LSS-V (Laststabilitätssystem für vertikale Bewegungen), LSS-H (Laststabilitätssystem für horizontale Bewegungen)



# X-HIDUO 046

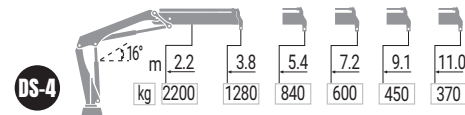
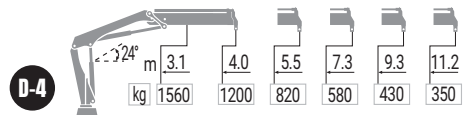
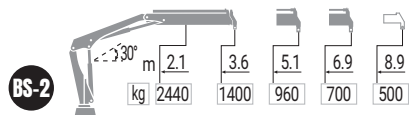
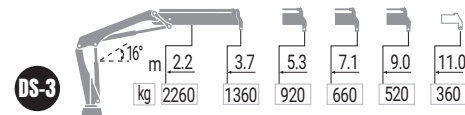
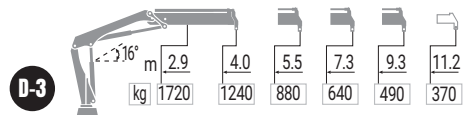
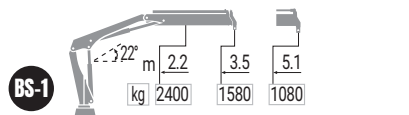
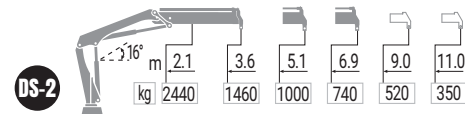
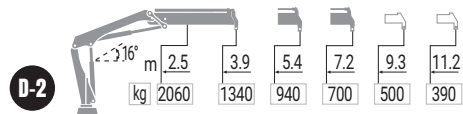
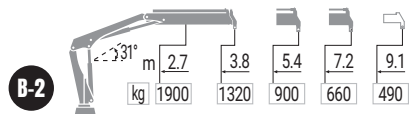
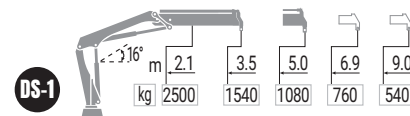
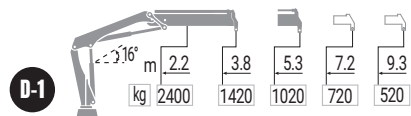
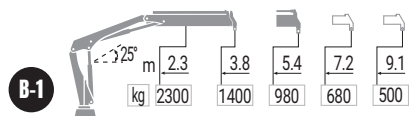







MODEL	txm	(°)	mm	mm	mm
B-1	3,7	380	1610	1350	535
B-2	3,5	380	1610	1350	535
D-1	4,0	380	1610	1350	535
D-2	3,8	380	1610	1350	535
D-3	3,8	380	1610	1350	580
D-4	3,7	380	1610	1350	600





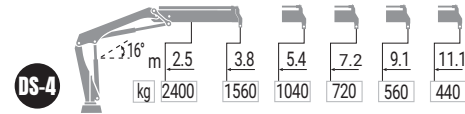
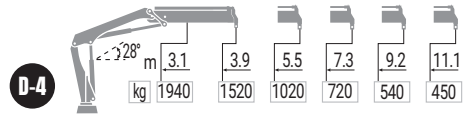
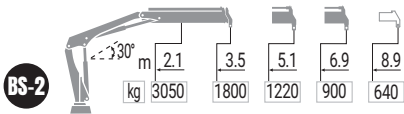
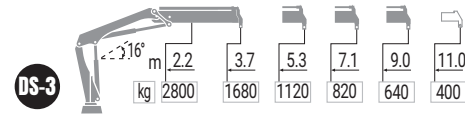
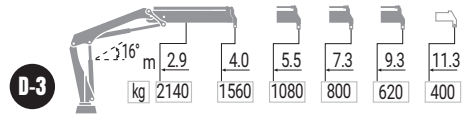
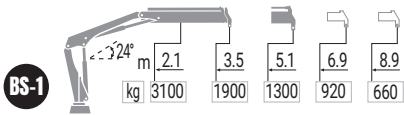
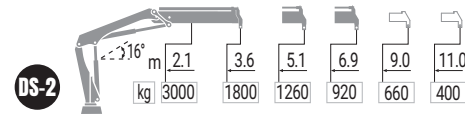
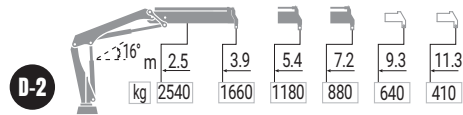
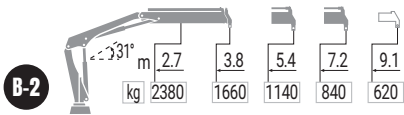
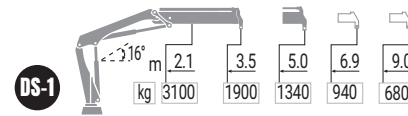
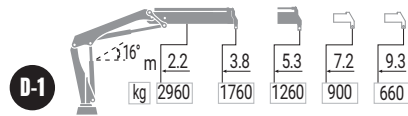
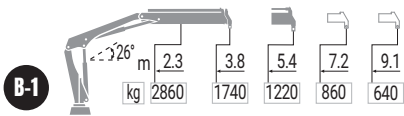
# X-HIDUO 062








MODEL	 txm	 (°)	 mm	 mm	 mm
B-1	5,3	410	1900	995	725
B-2	5,0	410	1900	1080	725
BS-1	5,4	410	1900	995	725
BS-2	5,0	410	1900	1080	725
D-1	5,4	410	1900	850	725
D-2	5,2	410	1900	930	725
D-3	5,0	410	1900	1065	725
D-4	4,8	410	1900	1085	725
DS-1	5,4	410	1900	850	725
DS-2	5,3	410	1900	930	725
DS-3	5,0	410	1900	1065	725
DS-4	4,9	410	1900	1085	725



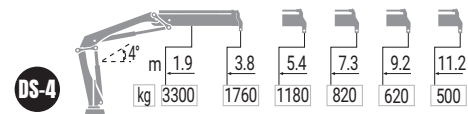
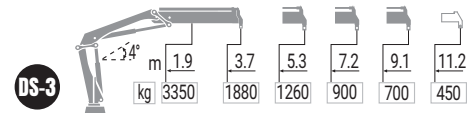
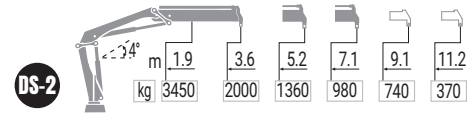
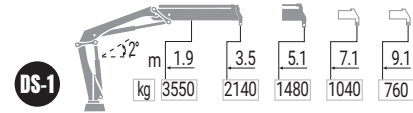
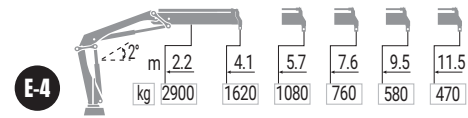
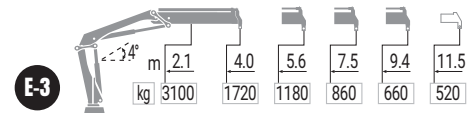
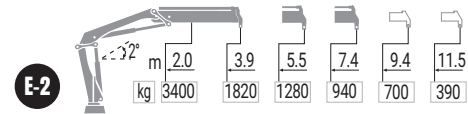
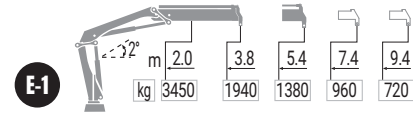
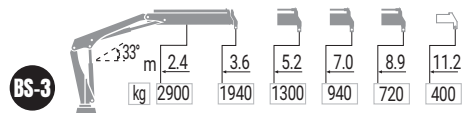
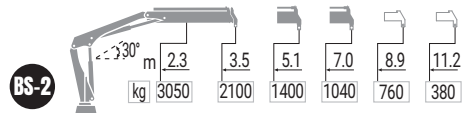
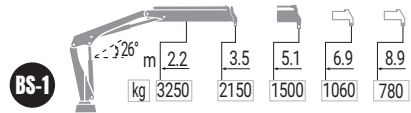
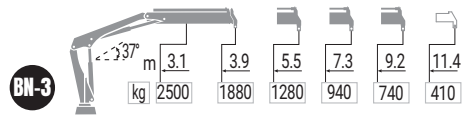
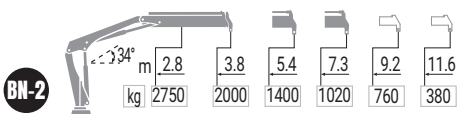
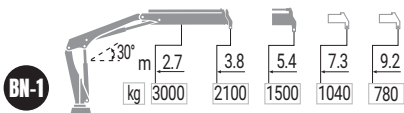
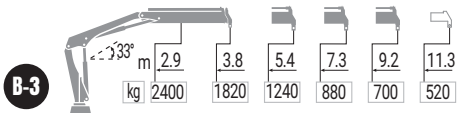
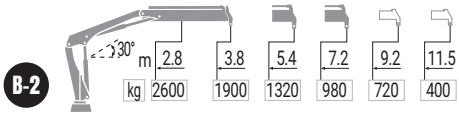
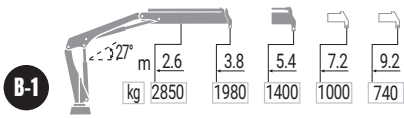
# X-HIDUO 072








MODEL	 txm	 (°)	 mm	 mm	 mm
B-1	6,6	410	1900	995	725
B-2	6,3	410	1900	1080	725
BS-1	6,6	410	1900	995	725
BS-2	6,3	410	1900	1080	725
D-1	6,7	410	1900	850	725
D-2	6,5	410	1900	930	725
D-3	6,2	410	1900	1065	725
D-4	5,9	410	1900	1085	725
DS-1	6,6	410	1900	850	725
DS-2	6,5	410	1900	930	725
DS-3	6,1	410	1900	1065	725
DS-4	6,1	410	1900	1085	725



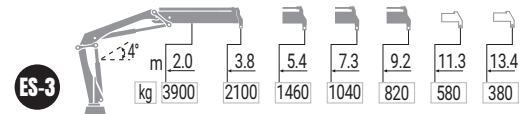
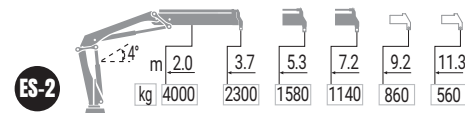
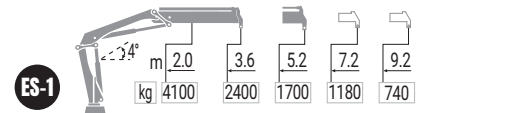
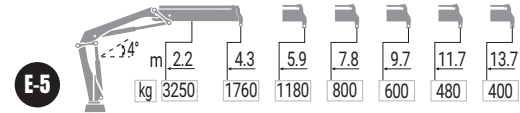
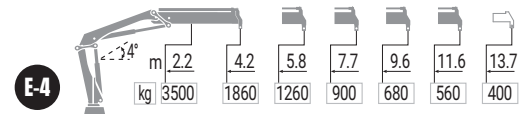
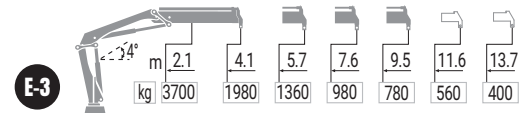
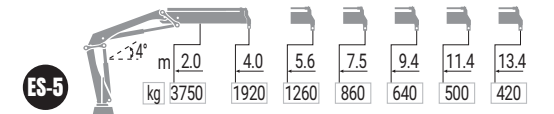
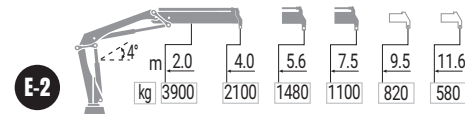
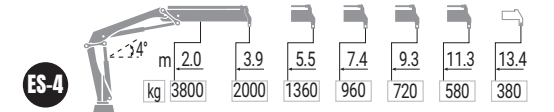
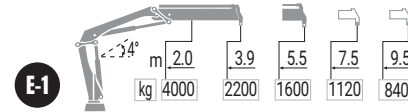
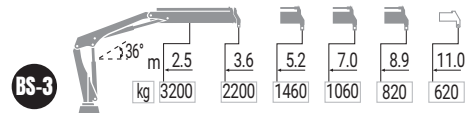
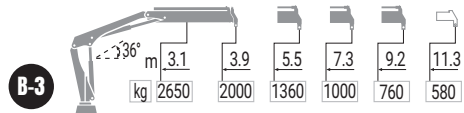
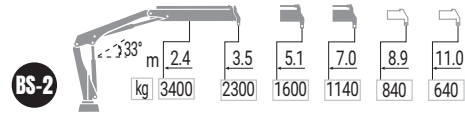
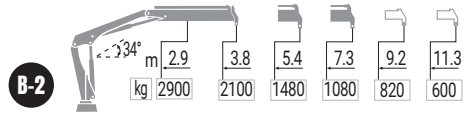
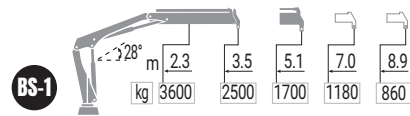
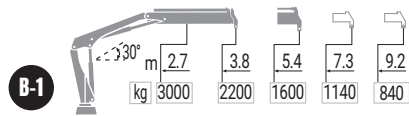
# X-HIDUO 082








MODEL	 txm	 (°)	 mm	 mm	 mm
B-1	7,5	406	1900	1135	750
B-2	7,2	406	1900	1135	750
B-3	6,9	406	1900	1135	750
BN-1	NA	NA	NA	NA	NA
BN-2	NA	NA	NA	NA	NA
BN-3	NA	NA	NA	NA	NA
BS-1	7,5	406	1900	1135	750
BS-2	7,2	406	1900	1135	750
BS-3	6,9	406	1900	1135	750
E-1	7,3	406	1915	1145	750
E-2	7,1	406	1915	1145	750
E-3	6,8	406	1915	1145	800
E-4	NA	NA	NA	NA	NA
DS-1	NA	NA	NA	NA	NA
DS-2	NA	NA	NA	NA	NA
DS-3	NA	NA	NA	NA	NA
DS-4	NA	NA	NA	NA	NA



# X-HIDUO 092

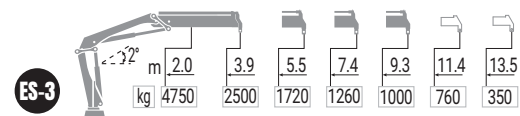
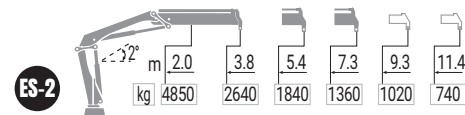
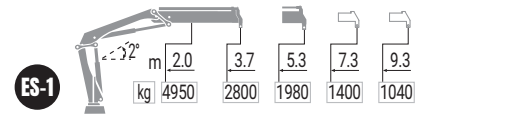
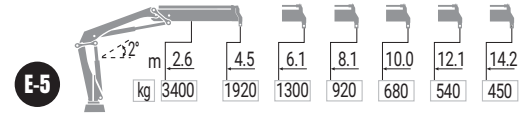
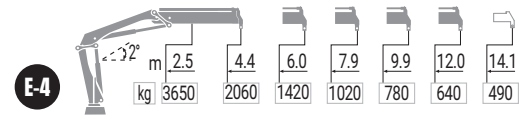
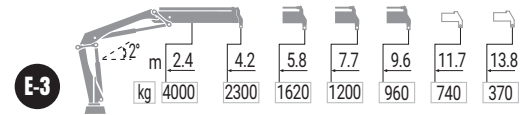
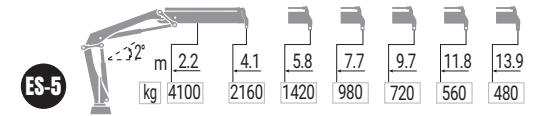
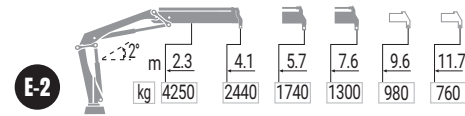
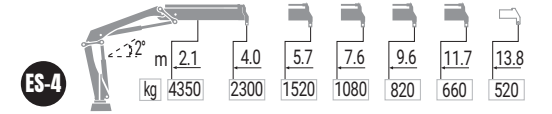
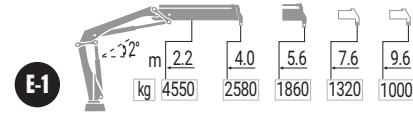
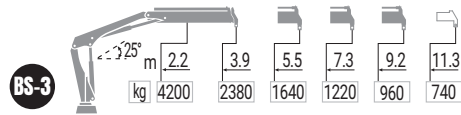
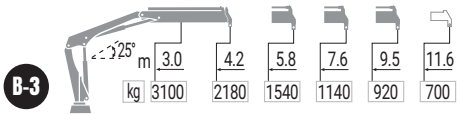
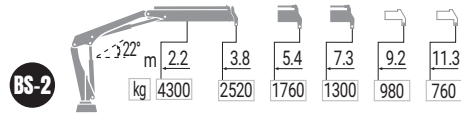
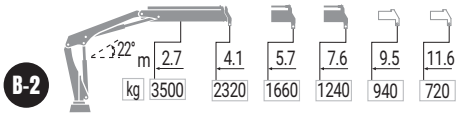
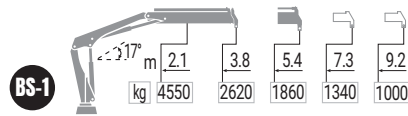
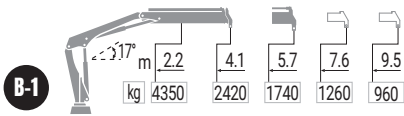







MODEL	 txm	 (°)	 mm	 mm	 mm
B-1	8,6	406	2000	1135	750
B-2	8,2	406	2000	1135	750
B-3	7,9	406	2000	1135	765
BS-1	8,7	406	2000	1135	750
BS-2	8,3	406	2000	1135	750
BS-3	7,9	406	2000	1135	765
E-1	8,8	406	2000	1145	750
E-2	8,5	406	2000	1145	750
E-3	8,2	406	2000	1145	800
E-4	7,9	406	2000	1145	750
E-5	7,2	406	2000	1145	785
ES-1	8,8	406	2000	1145	750
ES-2	8,5	406	2000	1145	750
ES-3	8,2	406	2000	1145	800
ES-4	8,0	406	2000	1145	750
ES-5	7,7	406	2000	1145	785





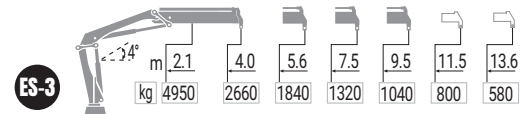
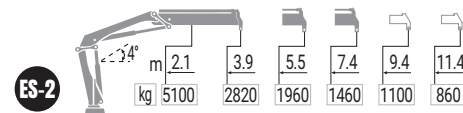
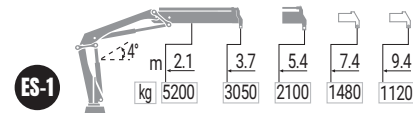
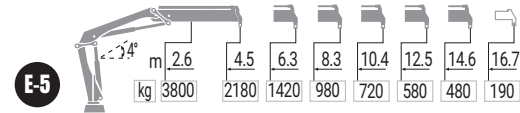
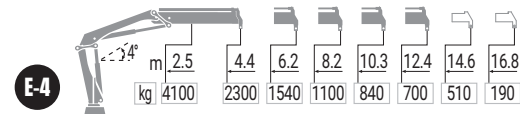
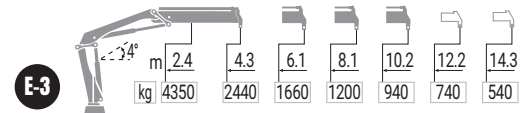
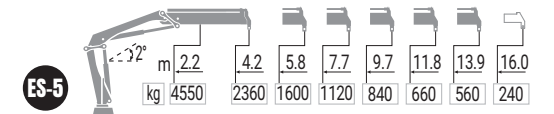
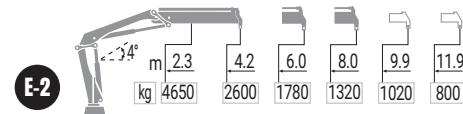
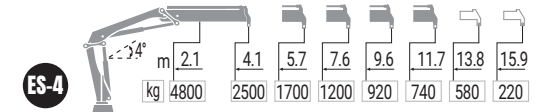
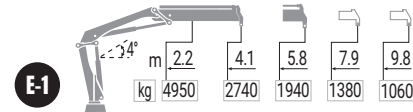
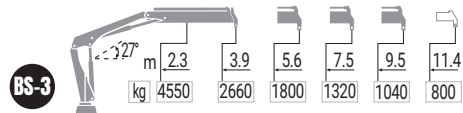
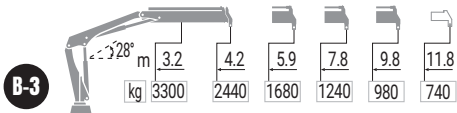
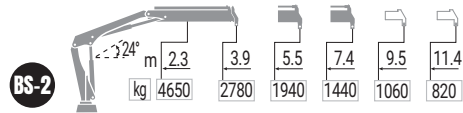
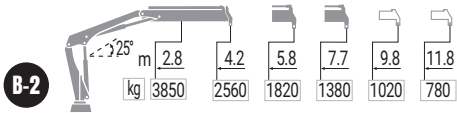
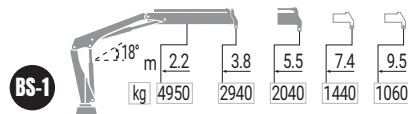
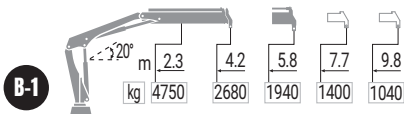
# X-HIDUO 108








MODEL	 txm	 (°)	 mm	 mm	 mm
B-1	9,9	406	2100	1140	750
B-2	NA	406	NA	NA	NA
B-3	9,2	406	2100	1140	770
BS-1	10,0	406	2100	1140	750
BS-2	NA	406	NA	NA	NA
BS-3	9,3	406	2100	1140	770
E-1	10,3	406	2100	1150	750
E-2	NA	406	NA	NA	NA
E-3	9,5	406	2100	1145	750
E-4	NA	406	NA	NA	NA
E-5	8,7	406	2100	1150	835
ES-1	10,4	406	2100	1150	750
ES-2	NA	406	NA	NA	NA
ES-3	9,6	406	2100	1145	750
ES-4	NA	406	NA	NA	NA
ES-5	8,9	406	2100	1150	835



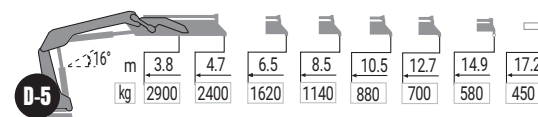
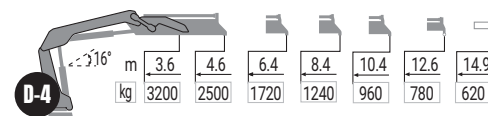
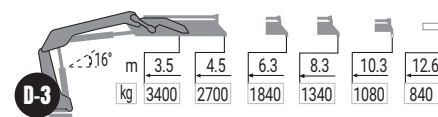
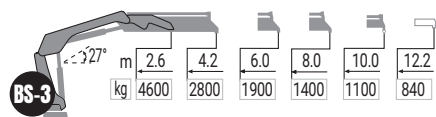
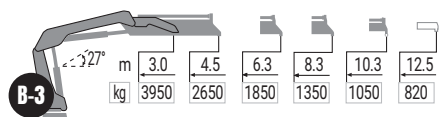
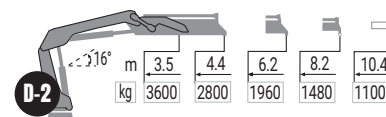
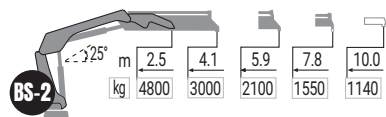
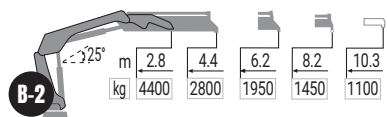
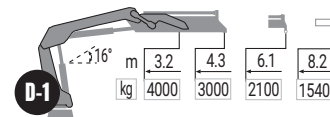
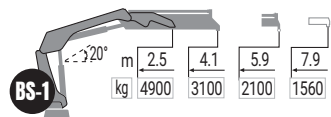
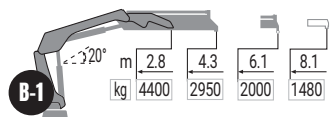
# X-HIDUO 118



MODEL	 txm	 (°)	 mm	 mm	 mm
B-1	11,2	406	2170	1010	750
B-2	10,7	406	2170	1100	750
B-3	10,3	406	2170	1150	785
BS-1	11,2	406	2170	1010	750
BS-2	10,8	406	2170	1100	750
BS-3	10,4	406	2170	1150	785
E-1	11,3	406	2170	993	750
E-2	10,9	406	2170	998	750
E-3	10,5	406	2170	1157	792
E-4	10,1	406	2170	1159	750
E-5	9,9	406	2170	1253	808
ES-1	12,1	406	2170	910	750
ES-2	11,0	406	2170	1017	750
ES-3	10,6	406	2170	1165	792
ES-4	10,3	406	2170	1168	750
ES-5	10,0	406	2170	1262	808

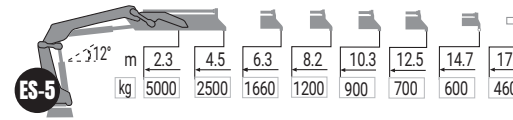

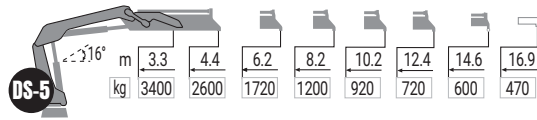
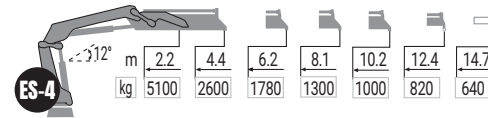
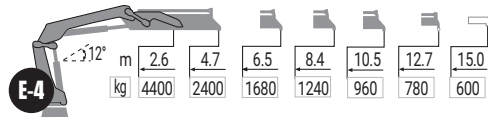
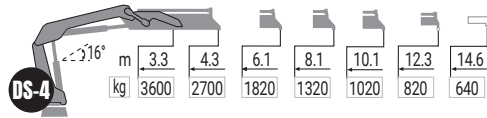
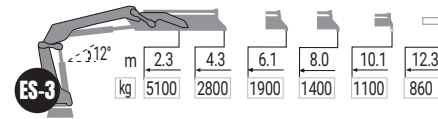
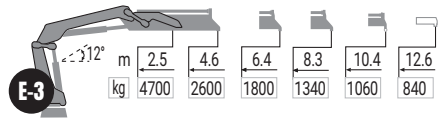
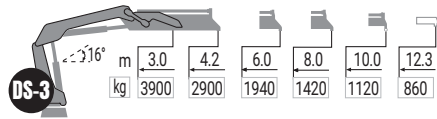
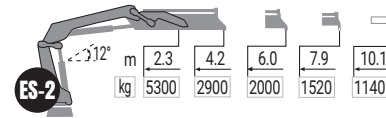
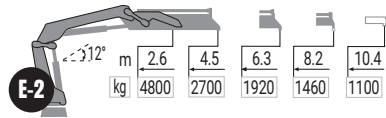
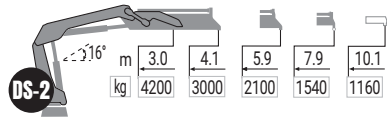
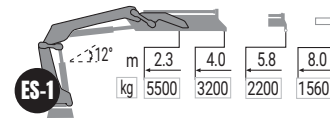
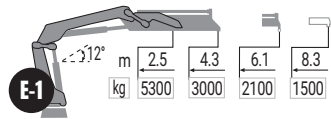
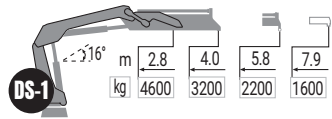







# X-HIDUO 138



MODEL					
	txm	(°)	mm	mm	mm
B-1	13,0	415	2238	1128	NA
B-2	12,3	415	2238	1194	NA
B-3	11,9	415	2238	1252	NA
BS-1	12,7	415	2238	1128	NA
BS-2	12,3	415	2238	1194	NA
BS-3	11,9	415	2238	1252	NA
D-1	13,0	415	2236	1080	NA
D-2	12,6	415	2236	1140	NA
D-3	12,1	415	2236	1167	NA
D-4	11,5	415	2236	1239	NA
D-5	11,3	415	2236	1265	NA

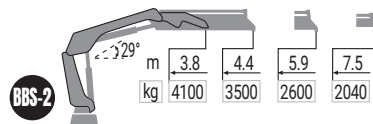
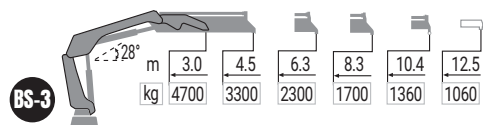
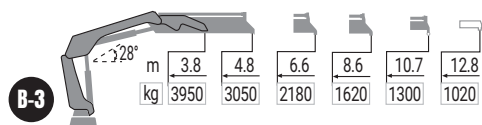
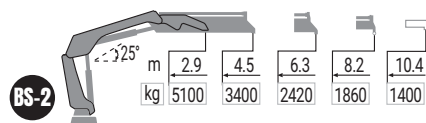
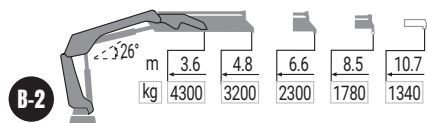
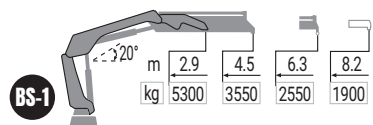
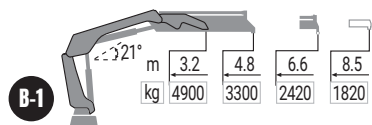
# X-HIDUO 138








MODEL	 txm	 (°)	 mm	 mm	 mm
DS-1	12,8	415	2236	1080	NA
DS-2	12,6	415	2236	1140	NA
DS-3	12,1	415	2236	1167	NA
DS-4	11,9	415	2236	1239	NA
DS-5	11,4	415	2236	1265	NA
E-1	12,7	415	2261	1075	NA
E-2	12,4	415	2261	1138	NA
E-3	11,9	415	2261	1186	NA
E-4	11,4	415	2261	1239	NA
E-5	11,0	415	2261	1265	NA
ES-1	12,8	415	2261	1075	NA
ES-2	12,2	415	2261	1138	NA
ES-3	12,0	415	2261	1186	NA
ES-4	11,4	415	2261	1239	NA
ES-5	11,5	415	2261	1265	NA



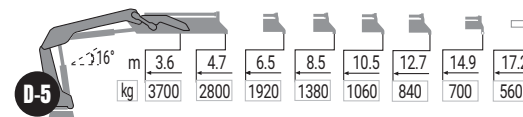
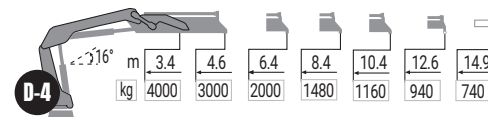
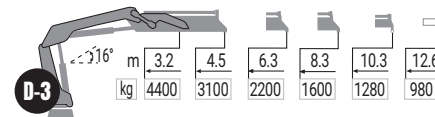
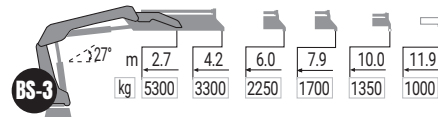
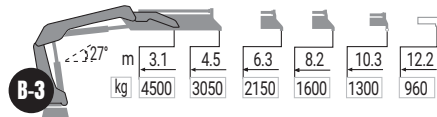
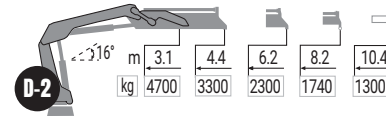
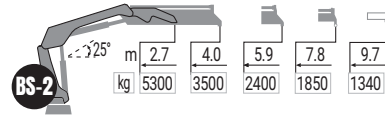
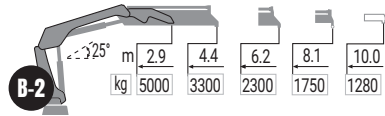
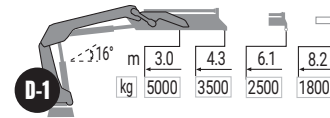
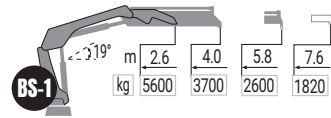
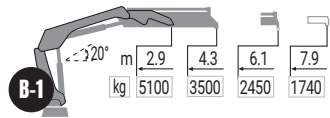
# IX.158 HIDUO








MODEL	 txm	 (°)	 mm	 mm	 mm
B-1	15,9	415	2264	1420	829
B-2	15,4	415	2264	1550	834
B-3	15,0	415	2264	1680	942
BS-1	16,0	415	2264	1410	829
BS-2	15,4	415	2264	1540	834
BS-3	14,9	415	2264	1670	942
BBS-2	15,6	415	2264	1490	834

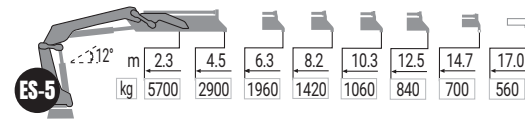
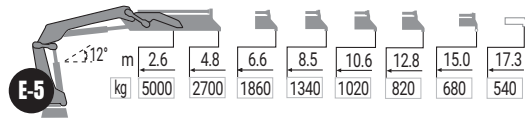
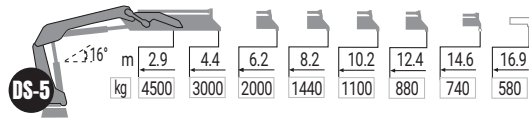
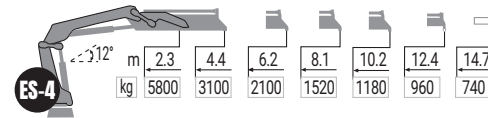
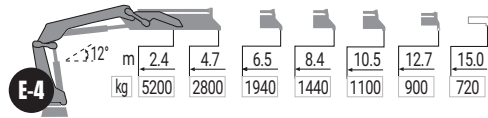
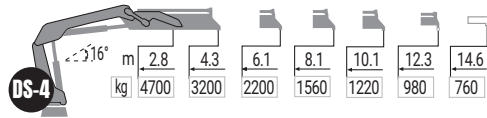
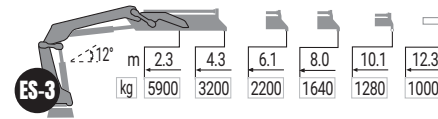
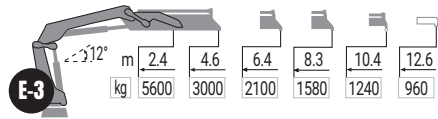
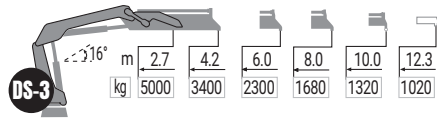
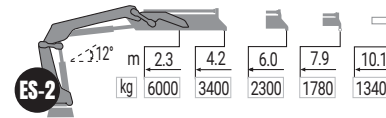
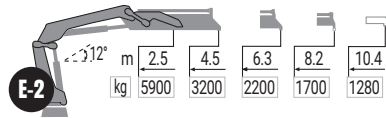
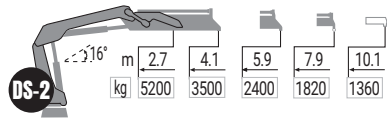
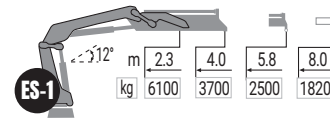
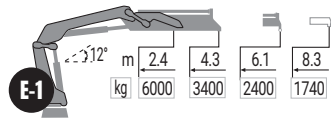
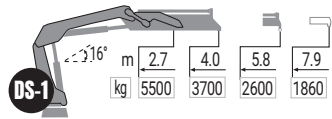







# X-HIDUO 158



MODEL	 txm	 (°)	 mm	 mm	 mm
B-1	15,1	415	2238	1128	NA
B-2	14,5	415	2238	1194	NA
B-3	14,0	415	2238	1252	NA
BS-1	15,1	415	2238	1128	NA
BS-2	14,4	415	2238	1194	NA
BS-3	14,3	415	2238	1252	NA
D-1	15,3	415	2236	1080	841
D-2	14,6	415	2236	1140	841
D-3	14,1	415	2236	1167	932
D-4	13,8	415	2236	1239	841
D-5	13,3	415	2236	1276	932

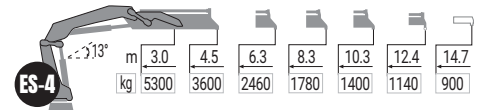
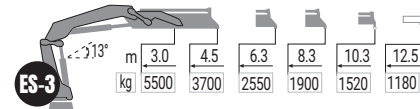
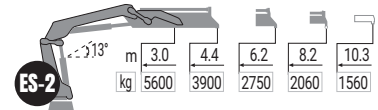
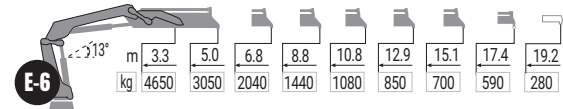
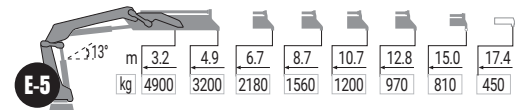
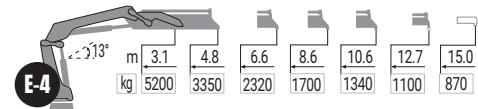
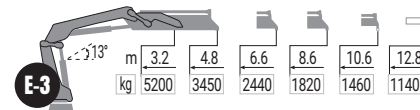
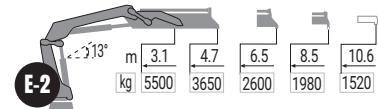
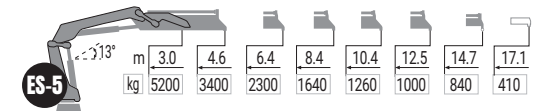
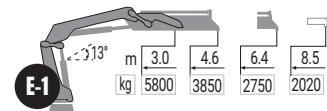
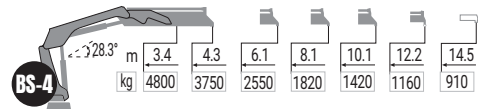
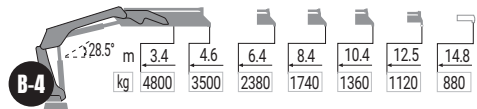
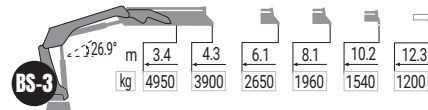
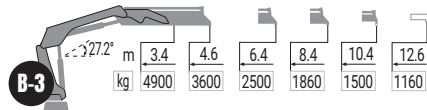
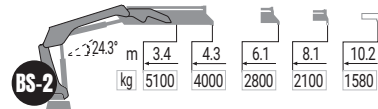
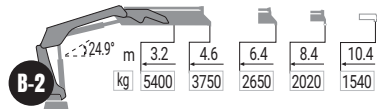
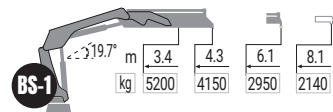
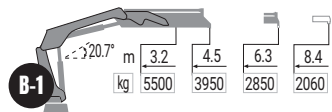
# X-HIDUO 158








MODEL	 txm	 (°)	 mm	 mm	 mm
DS-1	15,1	415	2236	1080	841
DS-2	14,4	415	2236	1140	841
DS-3	14,3	415	2236	1167	932
DS-4	13,8	415	2236	1239	841
DS-5	13,2	415	2236	1276	932
E-1	14,6	415	2261	1075	841
E-2	14,4	415	2261	1134	841
E-3	13,8	415	2261	1161	932
E-4	13,2	415	2261	1239	841
E-5	13,0	415	2261	1278	932
ES-1	14,8	415	2261	1075	841
ES-2	14,4	415	2261	1134	841
ES-3	13,8	415	2261	1161	932
ES-4	13,6	415	2261	1239	841
ES-5	13,1	415	2261	1278	932



# X-HIDUO 188

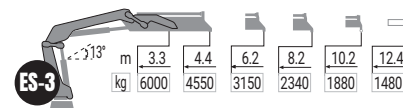
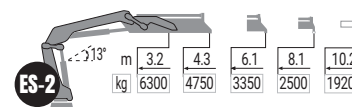
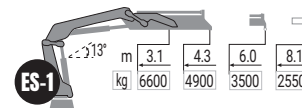
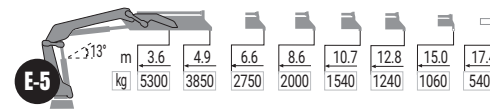
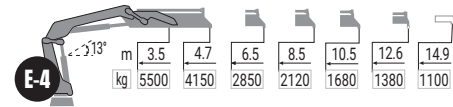
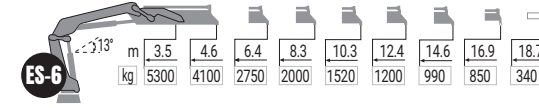
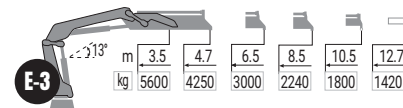
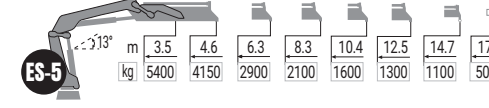
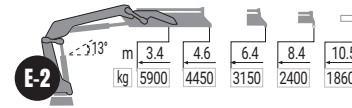
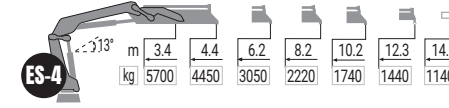
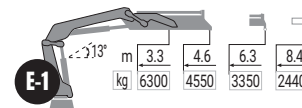
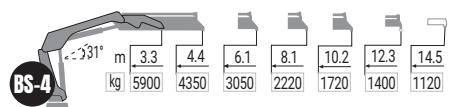
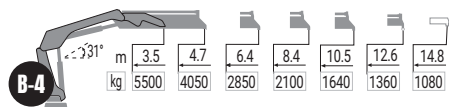
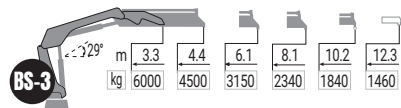
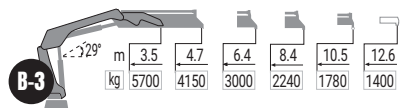
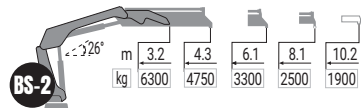
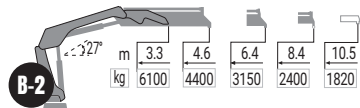
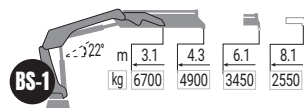
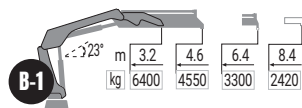







MODEL	 txm	 (°)	 mm	 mm	 mm
B-1	17,9	415	2265	1234	865
B-2	17,2	415	2265	1234	965
B-3	16,8	415	2265	1234	950
B-4	16,3	415	2265	1241	965
BS-1	18,0	415	2265	1234	865
BS-2	17,3	415	2265	1234	965
BS-3	16,7	415	2265	1234	950
BS-4	16,3	415	2265	1241	965
E-1	NA	415	NA	NA	NA
E-2	17,2	415	2260	1234	865
E-3	16,6	415	2260	1234	965
E-4	16,1	415	2260	1234	865
E-5	15,8	415	2260	1245	965
E-6	15,4	415	2260	1245	965
ES-1	NA	415	NA	NA	NA
ES-2	17,2	415	2260	1234	865
ES-3	16,7	415	2260	1234	965
ES-4	16,2	415	2260	1234	865
ES-5	15,7	415	2260	1245	965
ES-6	15,3	415	2260	1245	965





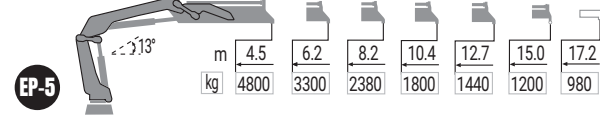
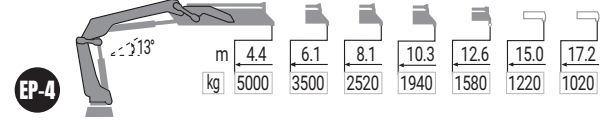
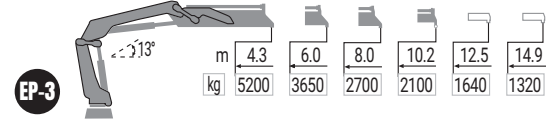
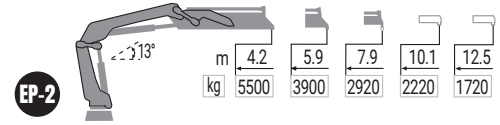
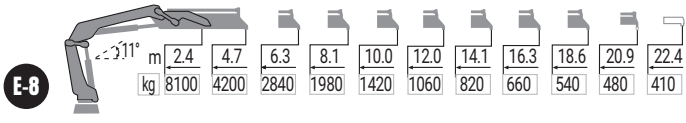
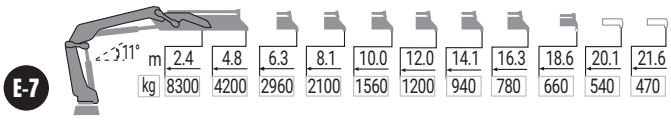
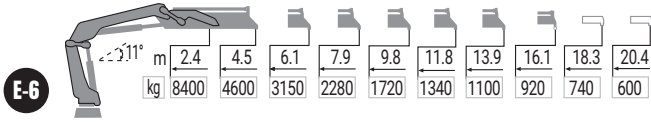
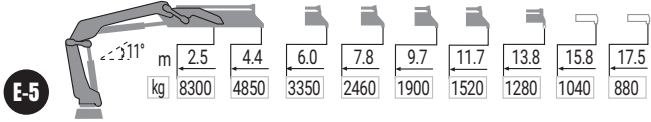
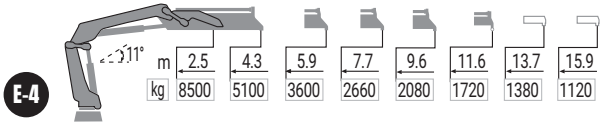
# X-HIDUO 228








MODEL	 txm	 (°)	 mm	 mm	 mm
B-1	21,1	415	2268	1226	846
B-2	20,3	415	2268	1226	953
B-3	19,9	415	2268	1226	953
B-4	19,0	415	2268	1226	953
BS-1	21,2	415	2268	1226	846
BS-2	20,4	415	2268	1226	953
BS-3	19,7	415	2268	1226	953
BS-4	19,2	415	2268	1226	953
E-1	NA	415	NA	NA	NA
E-2	20,4	415	2269	1226	857
E-3	19,9	415	2269	1234	875
E-4	19,4	415	2269	1234	875
E-5	19,0	415	2269	1245	985
E-6	18,6	415	2269	1245	985
ES-1	NA	415	NA	NA	NA
ES-2	20,5	415	2269	1226	857
ES-3	20,0	415	2269	1226	967
ES-4	19,6	415	2269	1234	875
ES-5	19,2	415	2269	1245	985
ES-6	18,8	415	2269	1245	985



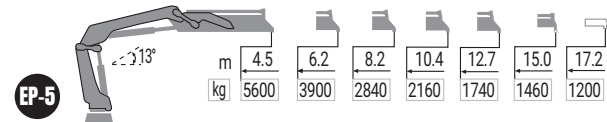
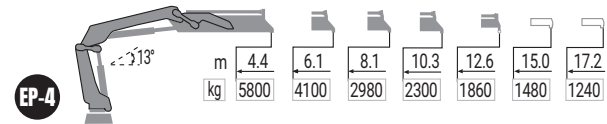
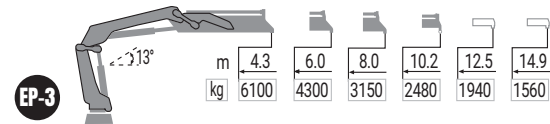
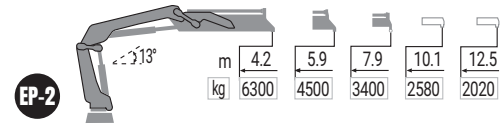
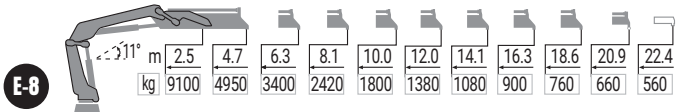
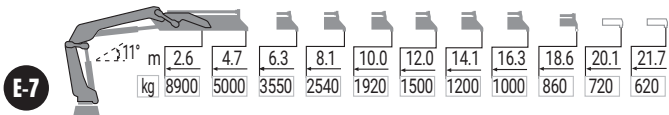
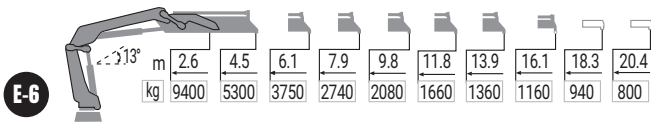
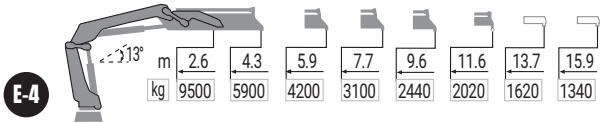
# X-HIDUO 258








MODEL	 txm	 (°)	 mm	 mm	 mm
E-4	21,9	410	2401	1255	1094
E-5	21,3	410	2401	1255	1154
E-6	20,6	410	2401	1255	1166
E-7	NA	NA	NA	NA	NA
E-8	NA	NA	NA	NA	NA
EP-2	26,5	410	2393	1250	1070
EP-3	26,0	410	2393	1250	1124
EP-4	25,5	410	2393	1250	1153
EP-5	25,1	410	2393	1250	1153



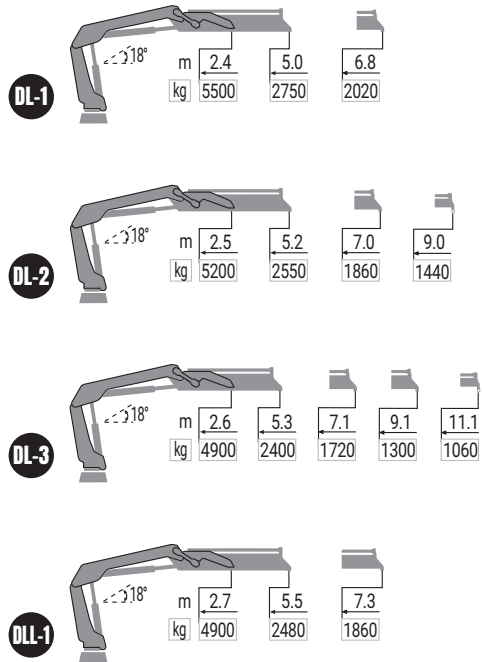
# X-HIDUO 298



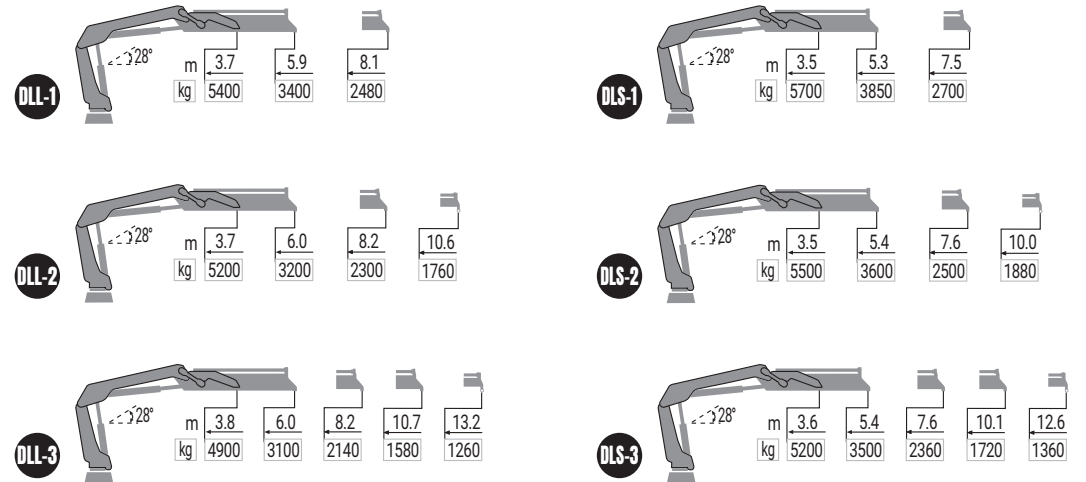
MODEL	 txm	 (°)	 mm	 mm	 mm
E-4	25,3	420	2401	1255	1094
E-5	24,7	420	2401	1255	1154
E-6	24,2	420	2401	1255	1166
E-7	NA	NA	NA	NA	NA
E-8	NA	NA	NA	NA	NA
EP-2	26,5	420	2393	1250	1070
EP-3	26,0	420	2393	1250	1124
EP-4	25,5	420	2393	1250	1153
EP-5	25,1	420	2393	1250	1153



# L-HIDUO 135

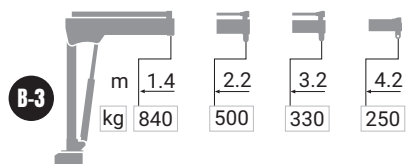
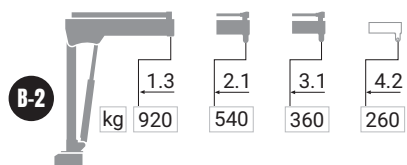
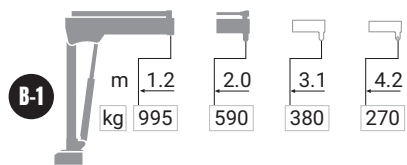


# L-HIDUO 225

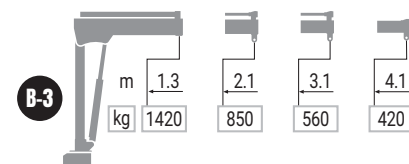
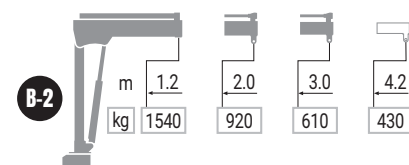
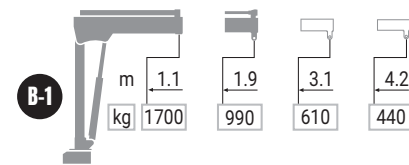




**T-HIDUO 013**



**T-HIDUO 018**





**T-HIDUO 023**

B-2	m	1.5	2.4	3.4	4.4	5.5
	kg	1620	1000	700	530	410

B-3	m	1.5	2.4	3.4	4.4	5.5
	kg	1600	980	670	520	400



**T-HIDUO 029**

B-2	m	1.5	2.4	3.4	4.4	5.5
	kg	1860	1140	800	600	450

B-3	m	1.5	2.4	3.4	4.4	5.5
	kg	1840	1120	780	600	440

B-4	m	1.6	2.5	3.5	4.5	5.5
	kg	1660	1020	720	540	440



# T-HIDUO 038

**B-1**

m	1.5	2.5	3.6	4.8	6.0
kg	2360	1400	970	700	550

**B-2**

m	1.6	2.6	3.7	4.8	6.0
kg	2200	1320	910	700	540

**B-3**

m	1.7	2.7	3.8	4.9	6.0	6.9
kg	2040	1240	860	650	530	440



## EN

### Hiab DUO

The manually driven advanced Duo control system gives you a wide range of options, making safety and practicality the heart of what it can offer for doing an easy job.

Top functions at a reasonable price point for this Hiab range of loader cranes.

- CE marked
- Manual controlled system
- Safety features such as OLP and Cross control
- Functions available such as ADC and ADO



## IT

### Hiab DUO

Il sistema di controllo avanzato Duo, ad azionamento manuale, ti offre un'ampia gamma di opzioni che mettono la sicurezza e la praticità al centro del tuo lavoro, semplificandolo. Funzionalità top a un prezzo ragionevole per questa gamma di gru Hiab.

- Marchio CE
- Sistema di controllo manuale
- Funzionalità di sicurezza come OLP e controllo incrociato
- Funzionalità disponibili come ADC e ADO

## FR

### Hiab DUO

Le système avancé Duo à commande manuelle vous propose un large éventail d'options, faisant de la sécurité et de la facilité d'utilisation les principaux atouts de ce système. Des fonctions haut de gamme à un prix raisonnable.

- Marquage CE
- Commande manuelle
- Dispositifs de sécurité tels que OLP et commande
- Cross Fonctions disponibles telles que ADC et ADO

## ES

### Hiab DUO

El avanzado sistema de control Duo de accionamiento manual le ofrece una amplia gama de opciones, que hacen de la seguridad y el sentido práctico el núcleo de lo que ofrece para hacer fácil el trabajo. Las mejores funciones a un precio razonable para esta gama Hiab de grúas cargadoras.

- Marcado CE
- Sistema manual de control
- Prestaciones de seguridad como OLP y control cruzado
- Funciones disponibles como ADC y ADO

## SE

### Hiab DUO

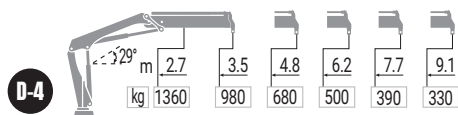
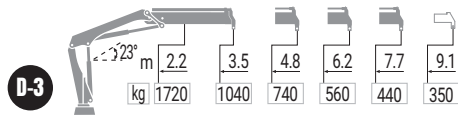
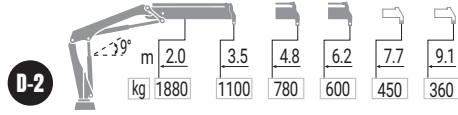
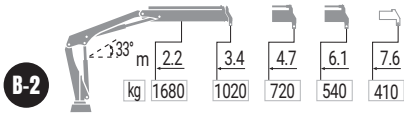
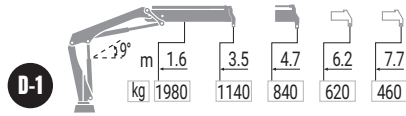
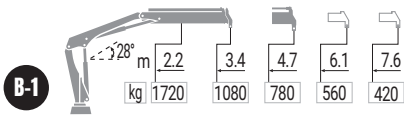
Det avancerade manuella Duo-styrsystemet ger dig många olika valmöjligheter, vilket gör att du kan utföra jobb på ett enkelt, säkert och praktiskt sätt. Du får riktigt bra funktioner till ett rimligt pris med detta Hiab-styrsystem för lastbilskranar.






- CE-märkt
- Manuellt system
- Säkerhetsfunktioner som OLP och Cross-kontroll
- Funktioner som ADC och ADO är tillgängliga





# X-DUO 044

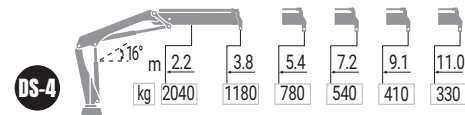
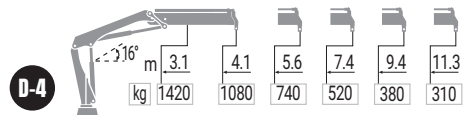
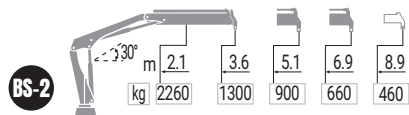
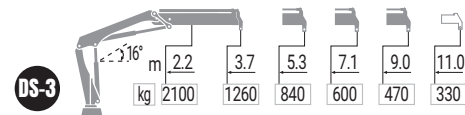
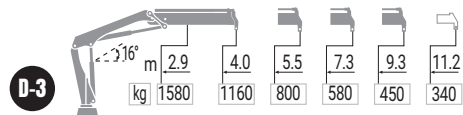
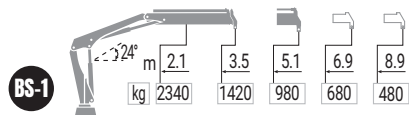
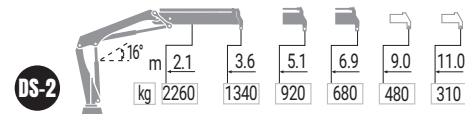
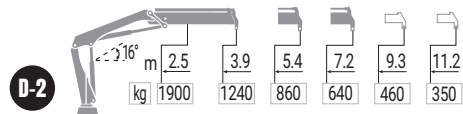
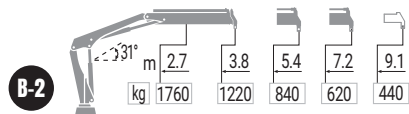
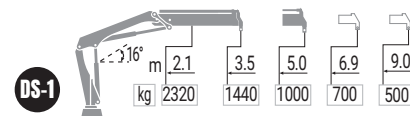
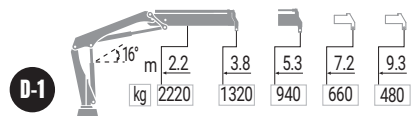
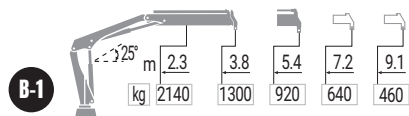







MODEL	 txm	 (°)	 mm	 mm	 mm
B-1	3,7	380	1610	1350	535
B-2	3,5	380	1610	1350	535
D-1	4,0	380	1610	1350	535
D-2	3,8	380	1610	1350	535
D-3	3,8	380	1610	1350	580
D-4	3,7	380	1610	1350	600





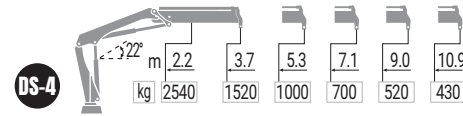
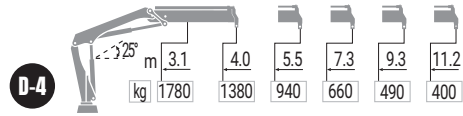
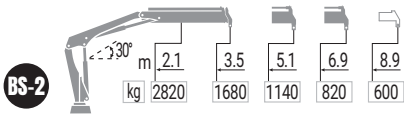
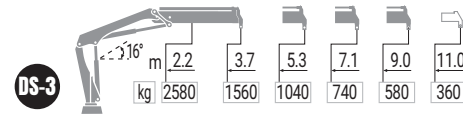
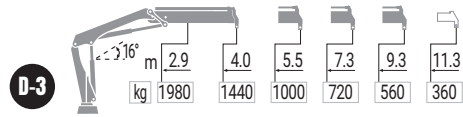
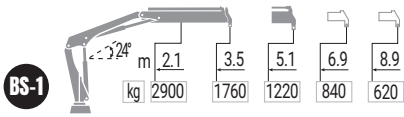
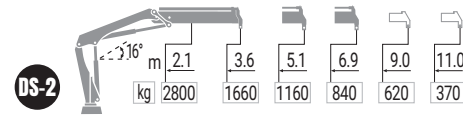
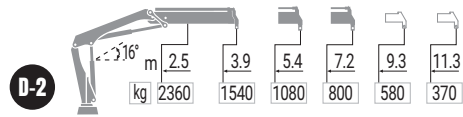
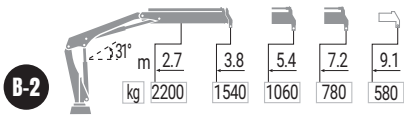
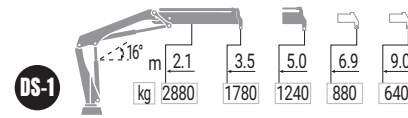
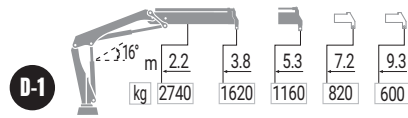
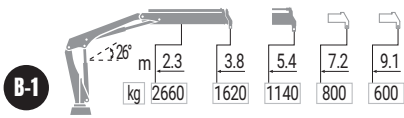
# X-DUO 058








MODEL	 txm	 (°)	 mm	 mm	 mm
B-1	4,9	410	1900	995	725
B-2	4,6	410	1900	1080	725
BS-1	5,0	410	1900	995	725
BS-2	4,7	410	1900	1080	725
D-1	5,0	410	1900	850	725
D-2	4,8	410	1900	930	725
D-3	4,7	410	1900	1065	725
D-4	4,4	410	1900	1085	725
DS-1	5,0	410	1900	850	725
DS-2	4,8	410	1900	930	725
DS-3	4,7	410	1900	1065	725
DS-4	4,5	410	1900	1085	725



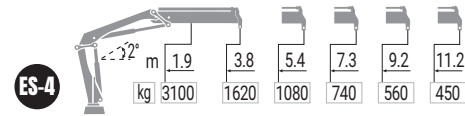
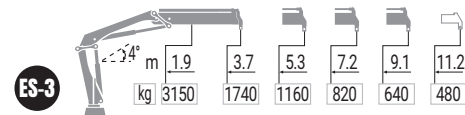
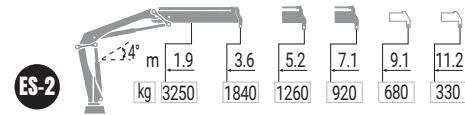
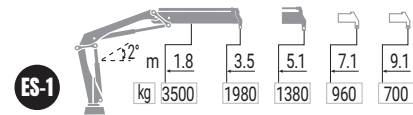
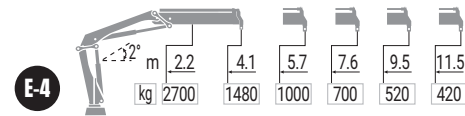
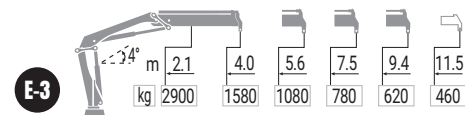
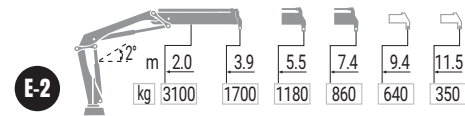
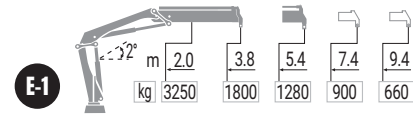
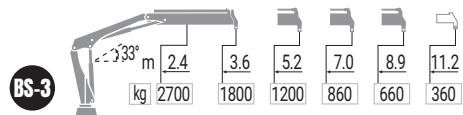
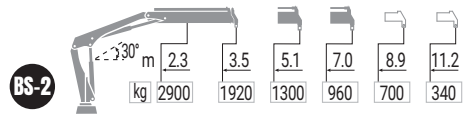
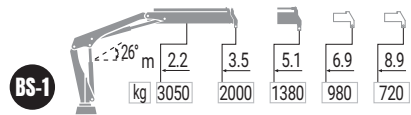
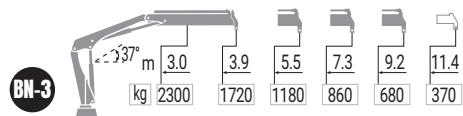
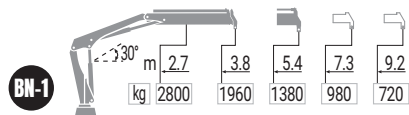
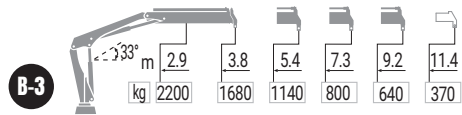
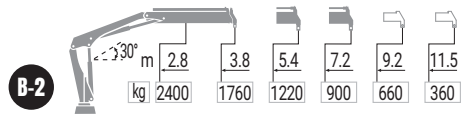
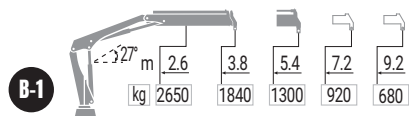
# X-DUO 068








MODEL	 t/m	 (°)	 mm	 mm	 mm
B-1	6,1	410	1900	995	655
B-2	5,8	410	1900	1080	655
BS-1	6,1	410	1900	995	655
BS-2	5,9	410	1900	1080	955
D-1	6,1	410	1900	850	655
D-2	6,0	410	1900	930	655
D-3	5,8	410	1900	1065	655
D-4	5,5	410	1900	1085	655
DS-1	6,2	410	1900	850	655
DS-2	6,0	410	1900	930	655
DS-3	5,8	410	1900	1065	655
DS-4	5,6	410	1900	1085	655



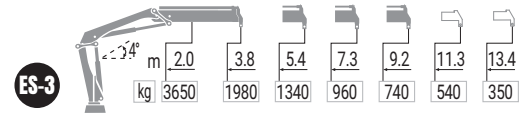
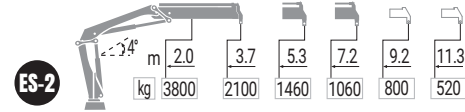
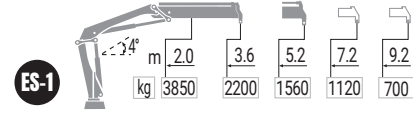
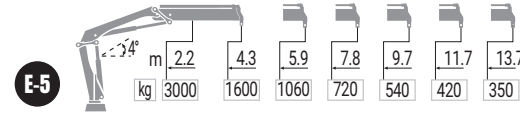
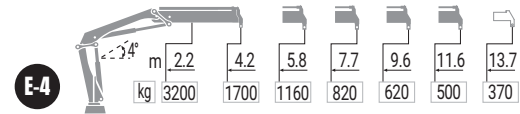
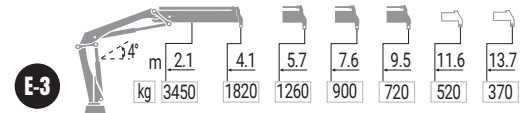
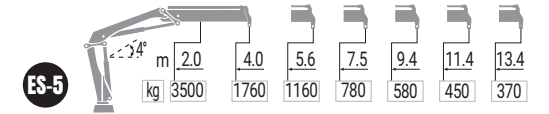
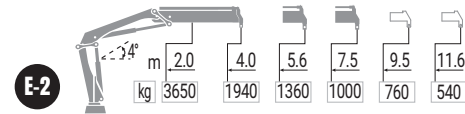
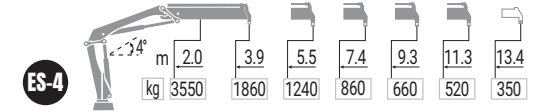
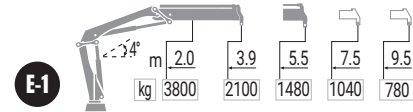
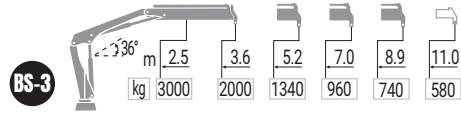
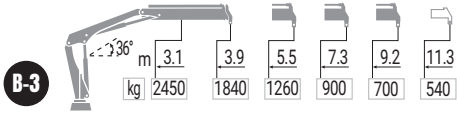
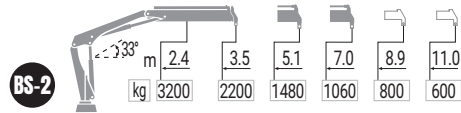
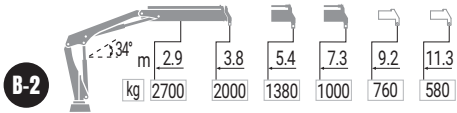
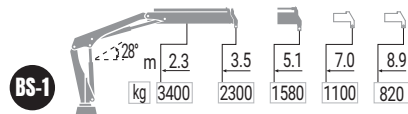
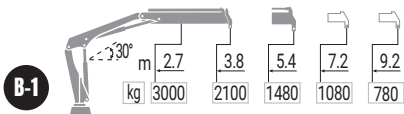
# X-DUO 078








MODEL	 txm	 (°)	 mm	 mm	 mm
B-1	7,0	406	1900	1135	750
B-2	6,6	406	1900	1135	685
B-3	6,4	406	1900	1135	750
BN-1	NA	NA	NA	NA	NA
BN-3	NA	NA	NA	NA	NA
BS-1	7,0	406	1900	1135	750
BS-2	6,7	406	1900	1135	685
BS-3	6,4	406	1900	1135	750
E-1	6,8	406	1915	1145	750
E-2	6,6	406	1915	1145	750
E-3	6,3	406	1915	1145	800
E-4	6,1	406	1915	1145	750
ES-1	6,8	406	1915	1145	750
ES-2	6,6	406	1915	1145	750
ES-3	6,4	406	1915	1145	800
ES-4	6,2	406	1915	1145	750



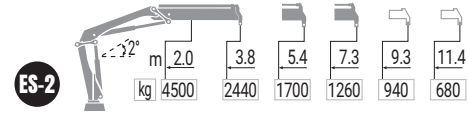
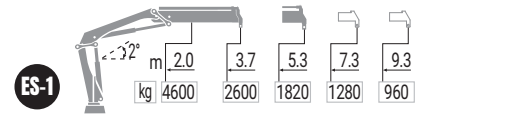
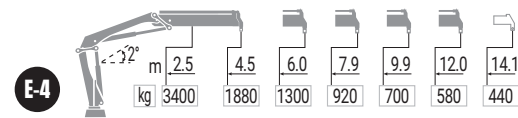
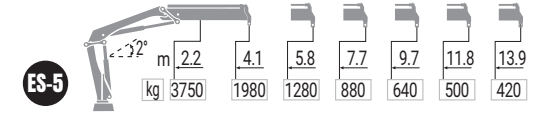
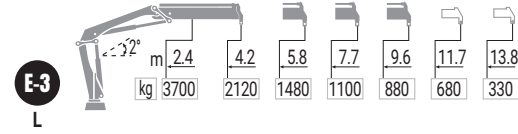
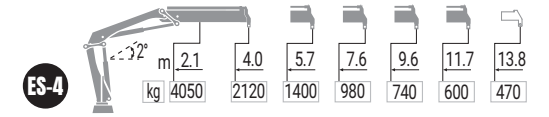
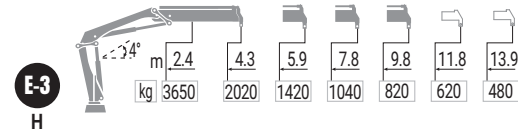
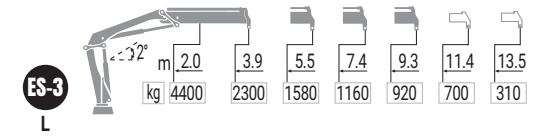
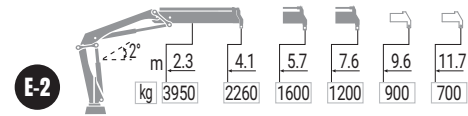
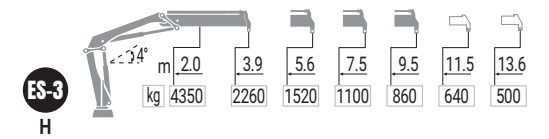
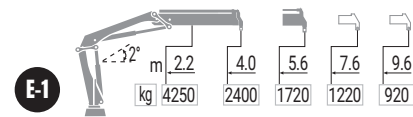
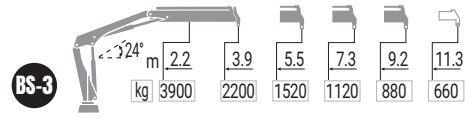
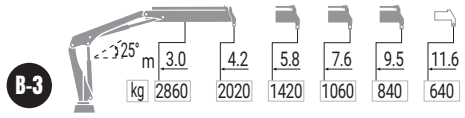
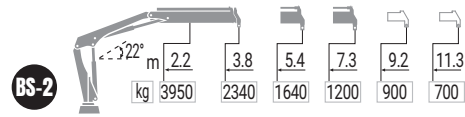
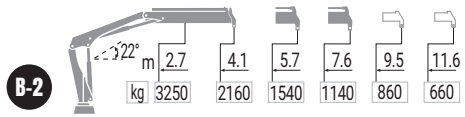
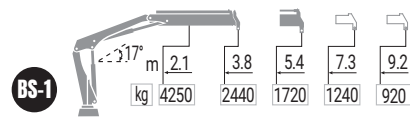
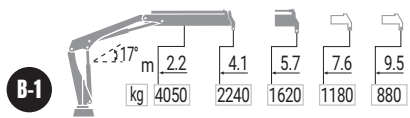
# X-DUO 088








MODEL	 txm	 (°)	 mm	 mm	 mm
B-1	8,0	406	2000	1135	750
B-2	7,5	406	2000	1135	750
B-3	7,2	406	2000	1135	765
BS-1	8,1	406	2000	1135	750
BS-2	7,6	406	2000	1135	750
BS-3	7,3	406	2000	1135	765
E-1	8,2	406	2000	1145	750
E-2	7,7	406	2000	1145	750
E-3	7,4	406	2000	1145	800
E-4	7,2	406	2000	1145	750
E-5	6,9	406	2000	1145	785
ES-1	8,2	406	2000	1145	750
ES-2	7,9	406	2000	1145	750
ES-3	7,5	406	2000	1145	800
ES-4	7,3	406	2000	1145	750
ES-5	7,0	406	2000	1145	785



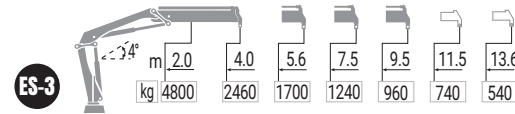
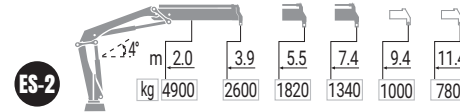
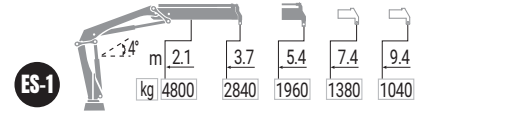
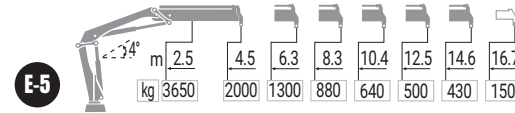
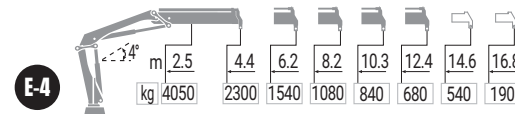
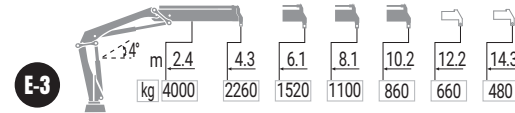
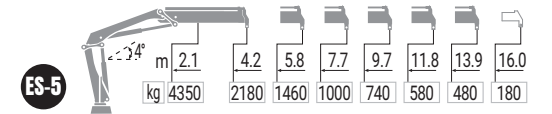
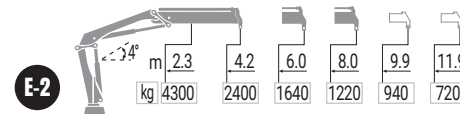
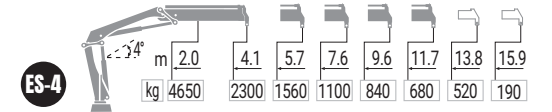
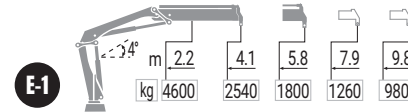
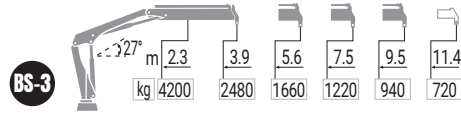
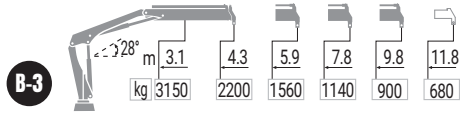
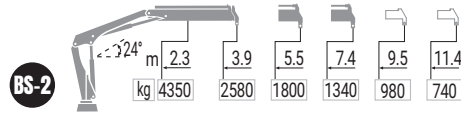
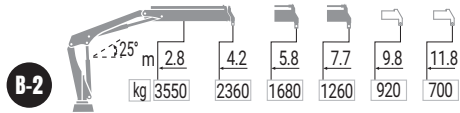
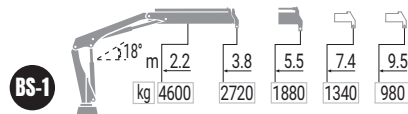
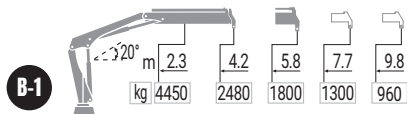
# X-DUO 102








MODEL	 txm	 (°)	 mm	 mm	 mm
B-1	9,2	406	2100	1140	750
B-2	8,9	406	2100	1140	750
B-3	8,5	406	2100	1140	770
BS-1	9,3	406	2100	1140	750
BS-2	8,9	406	2100	1140	750
BS-3	8,6	406	2100	1140	770
E-1	9,6	406	2100	1150	750
E-2	9,3	406	2100	1150	750
E-3 H	NA	NA	NA	NA	NA
E-3 L	NA	NA	NA	NA	NA
E-4	8,3	406	2100	1150	750
E-5	8,0	406	2100	1150	835
ES-1	9,6	406	2100	1150	750
ES-2	9,3	406	2100	1150	750
ES-3 H	NA	NA	NA	NA	NA
ES-3 L	NA	NA	NA	NA	NA
ES-4	8,5	406	2100	1150	750
ES-5	8,2	406	2100	1150	835



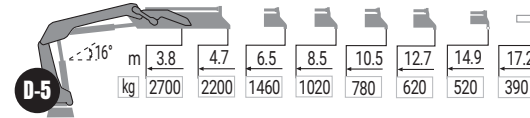
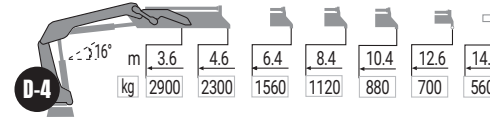
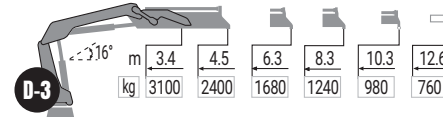
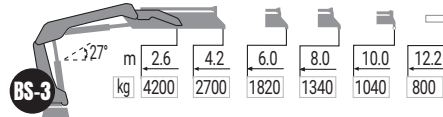
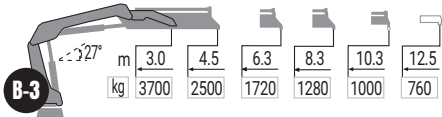
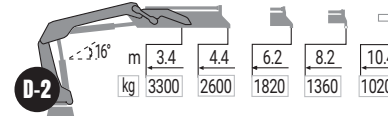
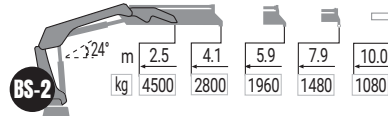
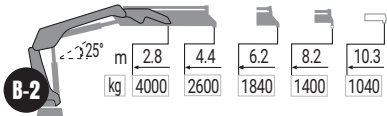
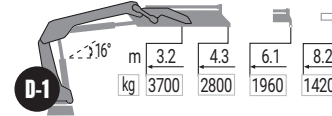
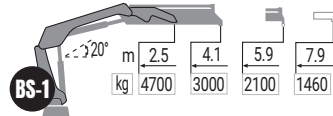
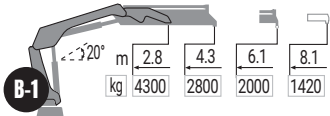
# X-DUO 112








MODEL	 txm	 (°)	 mm	 mm	 mm
B-1	10,4	NA	2170	1010	750
B-2	9,9	NA	2170	1100	695
B-3	9,5	NA	2170	1150	785
BS-1	10,5	NA	2170	1010	750
BS-2	10,1	NA	2170	1100	695
BS-3	9,7	NA	2170	1150	785
E-1	10,5	NA	2170	993	750
E-2	10,1	NA	2170	998	750
E-3	9,7	NA	2170	1157	792
E-4	9,3	NA	2170	1159	750
E-5	9,1	NA	2170	1253	808
ES-1	10,5	NA	2170	910	750
ES-2	10,2	NA	2170	1017	750
ES-3	9,8	NA	2170	1165	792
ES-4	9,5	NA	2170	1168	750
ES-5	9,2	NA	2170	1262	808



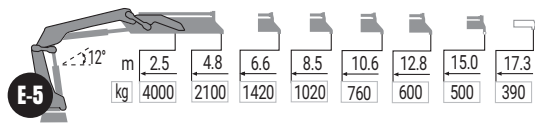
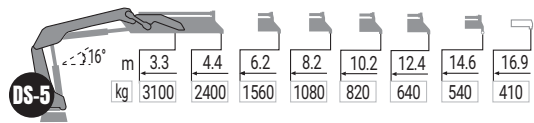
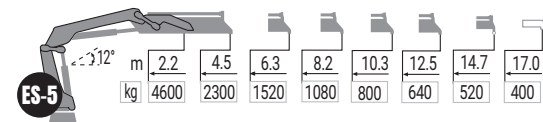
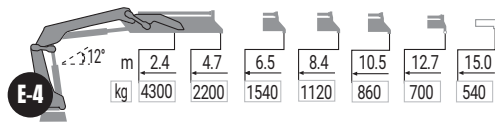
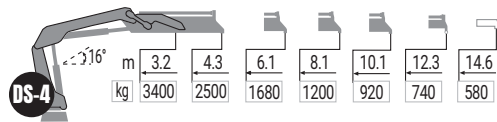
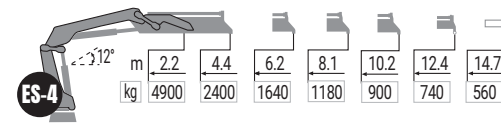
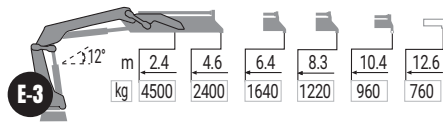
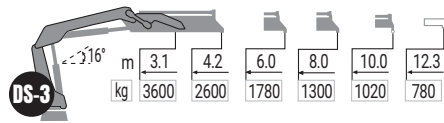
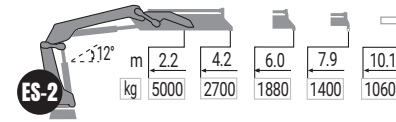
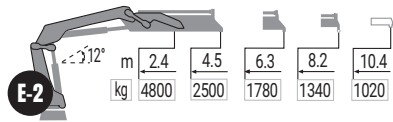
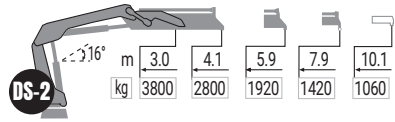
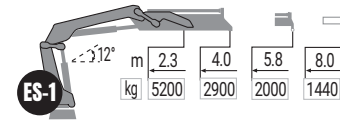
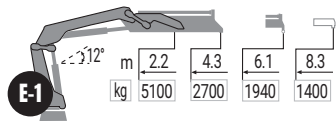
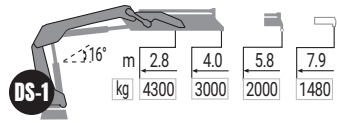
# X-DUO 128








MODEL	 txm	 (°)	 mm	 mm	 mm
B-1	12,2	415	2238	1138	815
B-2	11,5	415	2238	1194	815
B-3	11,2	415	2238	1252	920
BS-1	12,4	415	2238	1128	815
BS-2	11,7	415	2238	1194	815
BS-3	11,3	415	2238	1252	920
D-1	12,0	415	2236	1080	827
D-2	11,4	415	2236	1140	827
D-3	10,8	415	2236	1167	919
D-4	10,6	415	2236	1239	817
D-5	10,3	415	2236	1265	920



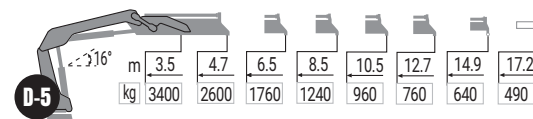
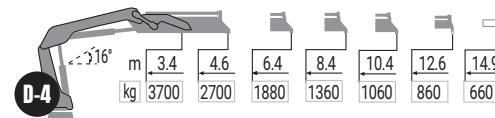
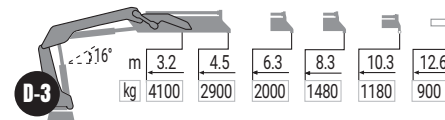
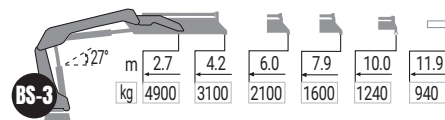
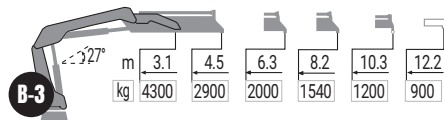
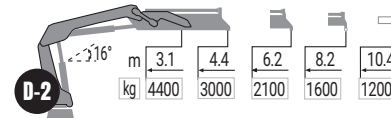
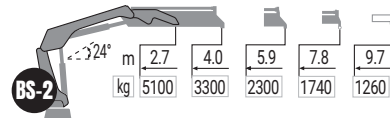
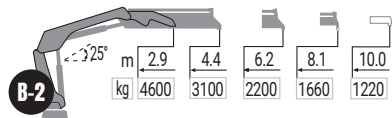
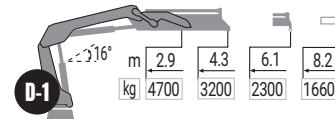
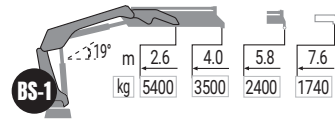
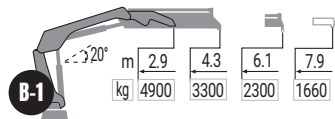
# X-DUO 128








MODEL	 txm	 (°)	 mm	 mm	 mm
DS-1	12,0	415	2236	1080	827
DS-2	11,5	415	2236	1140	827
DS-3	11,1	415	2236	1167	919
DS-4	10,9	415	2236	1239	817
DS-5	10,6	415	2236	1265	920
E-1	11,8	415	2261	1075	817
E-2	11,5	415	2261	1138	817
E-3	11,0	415	2261	1186	919
E-4	10,3	415	2261	1239	817
E-5	10,1	415	2261	1265	920
ES-1	11,9	415	2261	1075	817
ES-2	11,3	415	2261	1138	817
ES-4	10,8	415	2261	1239	817
ES-5	10,4	415	2261	1265	920

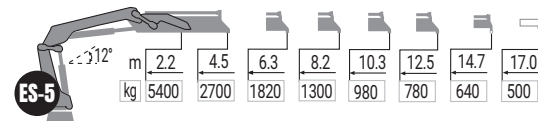
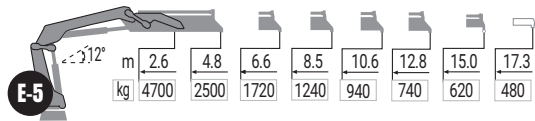
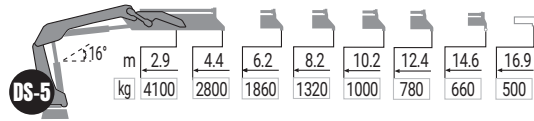
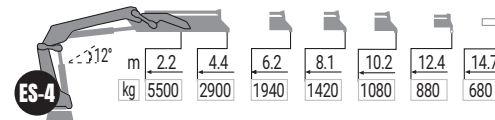
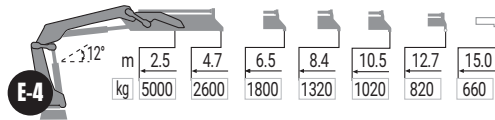
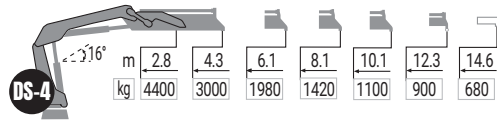
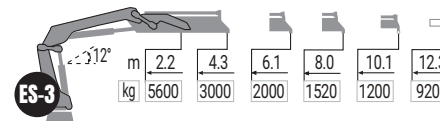
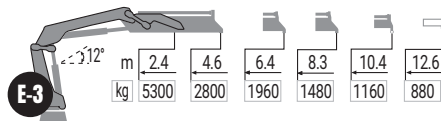
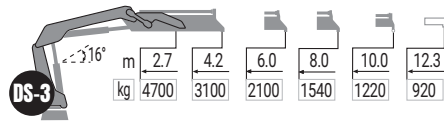
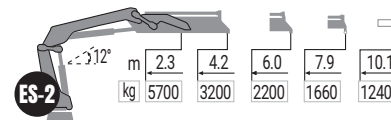
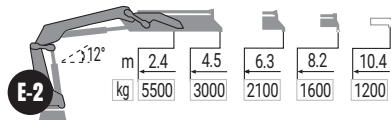
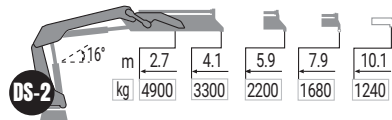
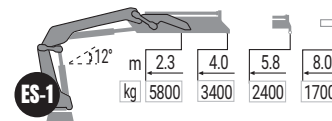
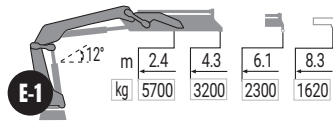
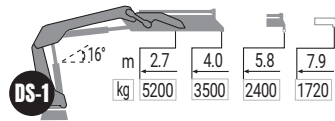







# X-DUO 148



MODEL	 txm	 (°)	 mm	 mm	 mm
B-1	14,2	415	2238	1128	815
B-2	13,6	415	2238	1194	815
B-3	13,3	415	2238	1252	920
BS-1	14,0	415	2238	1128	815
BS-2	13,8	415	2238	1194	815
BS-3	13,2	415	2238	1252	920
D-1	14,0	415	2236	1080	841
D-2	13,6	415	2236	1140	841
D-3	13,1	415	2236	1167	932
D-4	12,6	415	2236	1239	841
D-5	12,2	415	2236	1276	932

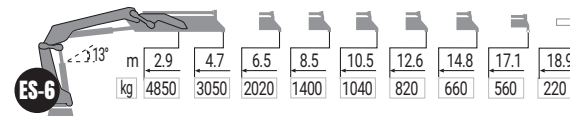
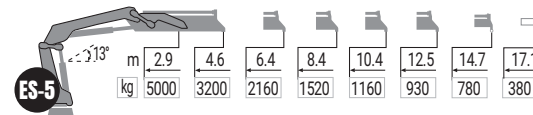
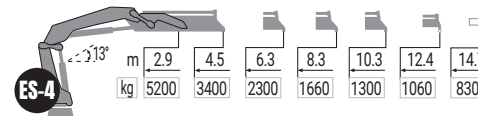
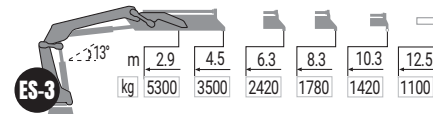
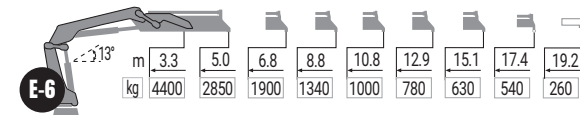
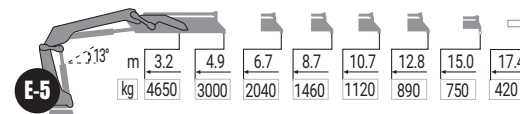
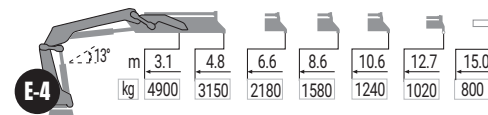
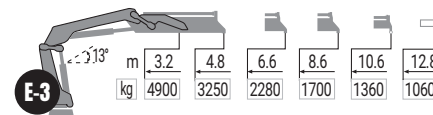
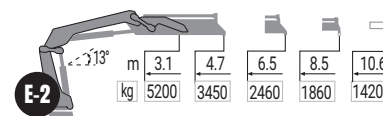
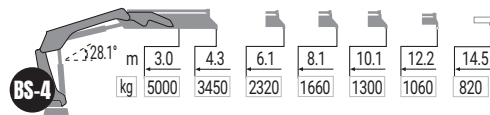
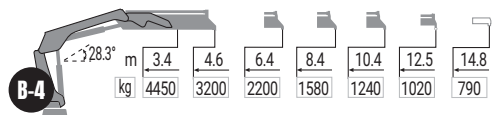
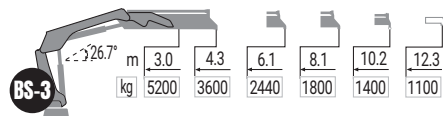
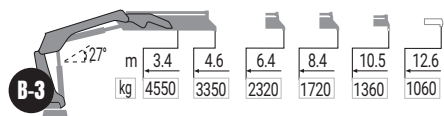
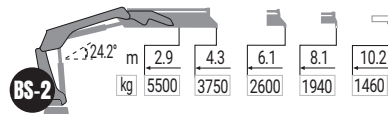
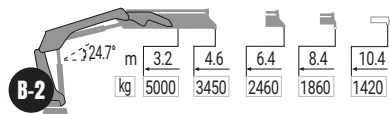
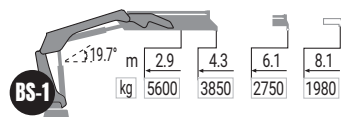
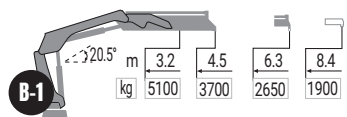
# X-DUO 148








MODEL	 txm	 (°)	 mm	 mm	 mm
DS-1	14,0	415	2236	1080	841
DS-2	13,5	415	2236	1140	841
DS-3	13,0	415	2236	1167	932
DS-4	12,9	415	2236	1239	841
DS-5	12,3	415	2236	1276	932
E-1	14,0	415	2261	1075	878
E-2	13,5	415	2261	1134	878
E-3	12,9	415	2261	1161	969
E-4	12,5	415	2261	1239	878
E-5	12,2	415	2261	1278	969
ES-1	13,9	415	2261	1075	878
ES-2	13,4	415	2261	1134	878
ES-3	12,9	415	2261	1161	969
ES-4	12,8	415	2261	1239	878
ES-5	12,2	415	2261	1278	969



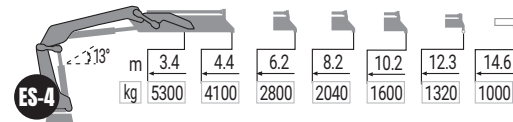
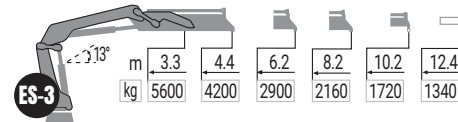
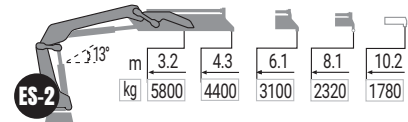
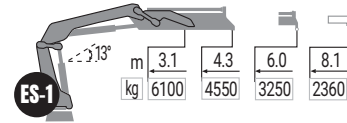
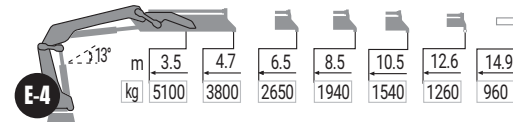
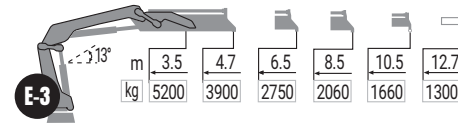
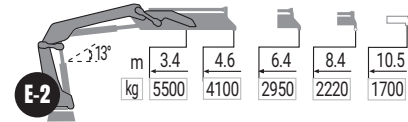
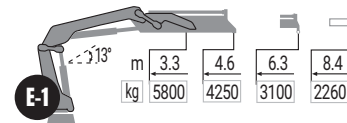
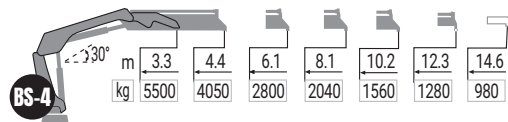
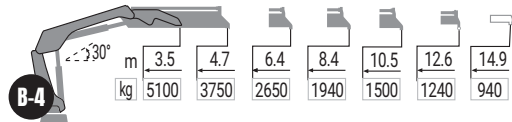
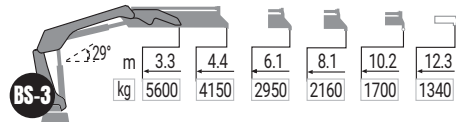
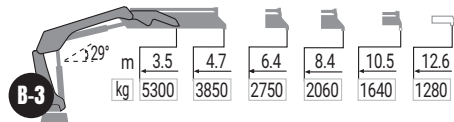
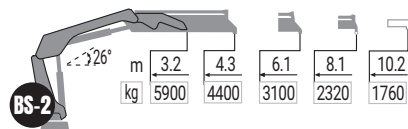
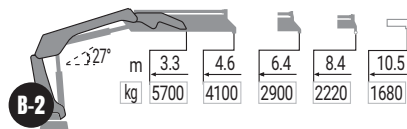
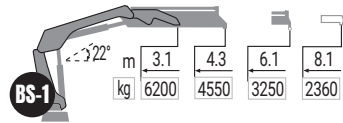
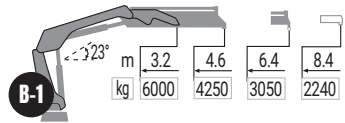
# X-DUO 178








MODEL	 txm	 (°)	 mm	 mm	 mm
B-1	16,7	415	2265	1234	865
B-2	16,0	415	2265	1234	965
B-3	15,5	415	2265	1234	950
B-4	15,1	415	2265	1241	965
BS-1	16,7	415	2265	1234	865
BS-2	16,0	415	2265	1234	965
BS-3	15,5	415	2265	1234	950
BS-4	15,1	415	2265	1241	965
E-2	16,2	415	2260	1234	865
E-3	15,7	415	2260	1234	965
E-4	15,2	415	2260	1234	865
E-5	14,8	415	2260	1245	965
E-6	14,5	415	2265	1245	965
ES-3	15,7	415	2260	1234	965
ES-4	15,3	415	2260	1234	865
ES-5	14,8	415	2260	1245	965
ES-6	14,4	415	2260	1245	965



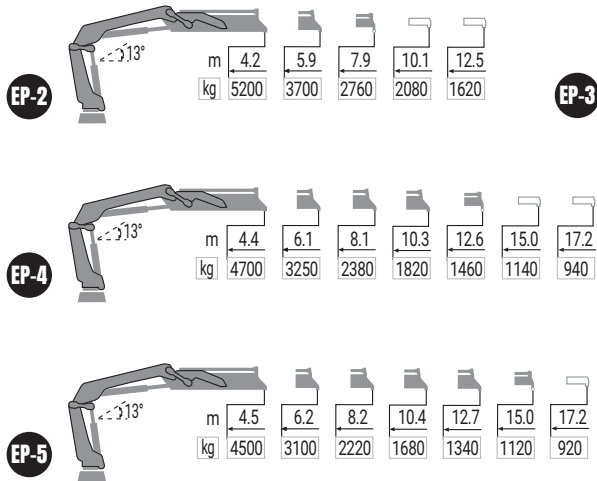
# X-DUO 218



MODEL	 txm	 (°)	 mm	 mm	 mm
B-1	19,6	415	2268	1226	NA
B-2	18,8	415	2268	1226	953
B-3	21,4	415	2268	1226	953
B-4	20,9	415	2268	1226	953
BS-1	20,4	415	2268	1226	953
BS-2	23,8	415	2268	1226	953
BS-3	23,2	415	2268	1226	953
BS-4	22,7	415	2268	1226	953
E-1	NA	415	NA	NA	NA
E-2	22,6	415	2269	1226	857
E-3	22,6	415	2269	1226	967
E-4	22,6	415	2269	1234	NA
ES-1	NA	415	NA	NA	NA
ES-2	22,0	415	2269	1226	837
ES-3	22,0	415	2269	1226	967
ES-4	22,0	415	2269	1234	NA



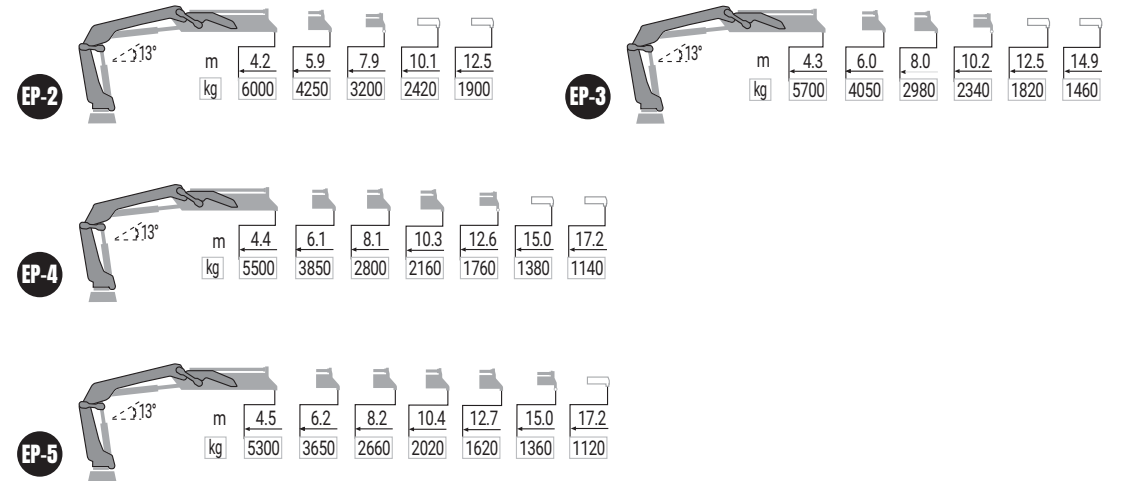
# X-DUO 248



MODEL					
	txm	(°)	mm	mm	mm
EP-2	21,8	410	2393	1250	1070
EP-3	21,2	410	2393	1250	1124
EP-4	20,7	410	2392	1250	1153
EP-5	20,3	410	2393	1253	1153



# X-DUO 288



MODEL					
	txm	(°)	mm	mm	mm
EP-2	25,3	420	2393	1250	1070
EP-3	24,6	420	2393	1250	1124
EP-4	24,1	420	2392	1250	1153
EP-5	23,7	420	2393	1253	1153



**T-DUO 013**

<b>B-1</b>		m	1.2	2.0	3.1	4.2
	kg	995	590	380	270	
<b>B-2</b>		m	1.3	2.1	3.1	4.2
	kg	920	540	360	260	
<b>B-3</b>		m	1.4	2.2	3.2	4.2
	kg	840	500	330	250	



**T-DUO 018**

<b>B-1</b>		m	1.1	1.9	3.1	4.2
	kg	1700	990	610	440	
<b>B-2</b>		m	1.2	2.0	3.0	4.2
	kg	1540	920	610	430	
<b>B-3</b>		m	1.3	2.1	3.1	4.1
	kg	1420	850	560	420	



**T-DUO 023**

B-2	m	1.5	2.4	3.4	4.4	5.5
	kg	1620	1000	700	530	410

B-3	m	1.5	2.4	3.4	4.4	5.5
	kg	1600	980	670	520	400



**T-DUO 029**

B-2	m	1.5	2.4	3.4	4.4	5.5
	kg	1860	1140	800	600	450

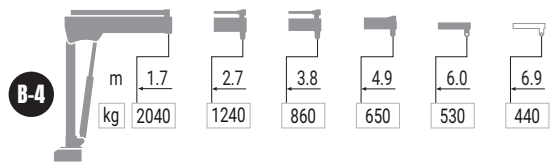
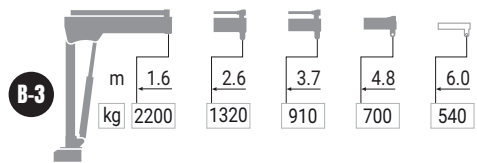
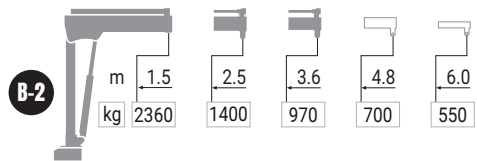
B-3	m	1.5	2.4	3.4	4.4	5.5
	kg	1840	1120	780	600	440

B-4	m	1.6	2.5	3.5	4.5	5.5
	kg	1660	1020	720	540	440





# T-DUO 038





## EN

### Hiab CLX

These models represent the 'mainstream' workhorse of loader cranes, and are one of the best non CE manual controlled systems that can be found on the market.

Clever solutions like the sequence of levers that are found on both sides of the truck, lets you operate from either side for the best safety and efficiency.

- For non CE markets
- CE marked variants available for selected light range cranes
- Manual controlled system (optional remote control)
- Safety features such as Cross control and load holding valves

## IT

### Hiab CLX

Questi modelli rappresentano il cavallo di battaglia più diffuso delle gru da carico e dispongono di uno dei migliori sistemi di controllo manuali senza marchio CE reperibili sul mercato. Soluzioni intelligenti - quali ad esempio la sequenza di leve sui due lati del camion - permettono di operare da entrambi i lati per una sicurezza e un'efficienza ottimali.

- Per mercati senza marchio CE
- Varianti con marchio CE disponibili per alcuni modelli della gamma leggera
- Sistema di controllo manuale (radiocomando opzionale)
- Funzionalità di sicurezza quali ad esempio il controllo incrociato e le valvole di tenuta del carico

## FR

### Hiab CLX

Ces modèles représentent le système de commande 'classique' et robuste des grues de chargement et constituent l'un des meilleurs systèmes non CE à commande manuelle disponibles sur le marché. Des solutions ingénieuses, comme la séquence de leviers qui se trouve des deux côtés du camion, vous permettent de travailler de chaque côté en toute sécurité et efficacement.

- Pour les marchés hors CE
- Des variantes portant le marquage CE sont disponibles pour certaines grues de la gamme légère
- Commande manuelle (commande à distance en option)
- Dispositifs de sécurité tels que les commandes croisées et les valves d'équilibrages

## ES

### Hiab CLX

Estos modelos representan el caballo de batalla "principal" de las grúas cargadoras, y son uno de los mejores sistemas de control manual no CE que se pueden encontrar en el mercado. Soluciones inteligentes como la secuencia de manetas que se encuentran a ambos lados del camión, le permiten operar desde cualquier lado para una mejor seguridad y eficiencia.

- Para Mercado no CE
- Variantes con marca CE disponibles para una selección de grúas de gama ligera
- Sistema de control manual (control remoto opcional)
- Prestaciones de seguridad como válvulas con control cruzado y bloqueo

## SE

### Hiab CLX

Dessa modeller utgör "standardlösningen" bland lastbilskranar och är en av de bästa ej CE-märkta manuella styrsystemen på marknaden. Det finns många smarta lösningar, som att raden av spakar finns på båda sidor av lastbilen så att du kan arbeta från valfri sida för bästa säkerhet och effektivitet.

- För marknader som inte är CE-marknader
- CE-märkta varianter finns för utvalda lättare kranar
- Manuellt styrsystem (fjärrstyrning som tillval)
- Säkerhetsfunktioner som Cross-kontroll och lasthållningsventiler



# X-CLX 038

**B-1**

17°	m	3,4	4,8	6,3
	kg	890	630	450

**B-2**

17°	m	3,5	4,9	6,3	7,8
	kg	825	570	425	315

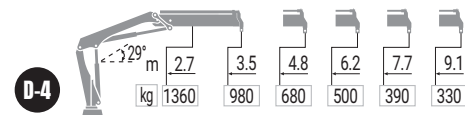
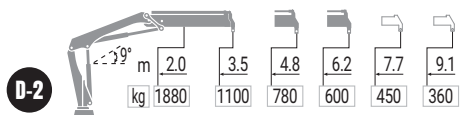
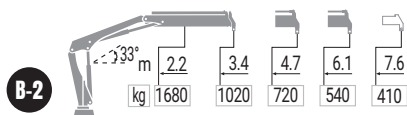
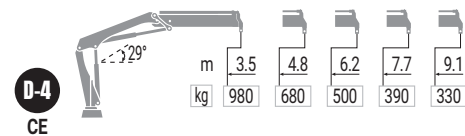
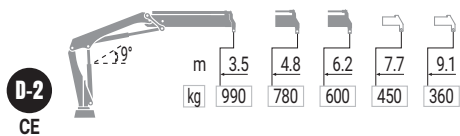
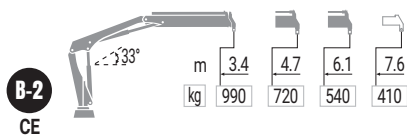
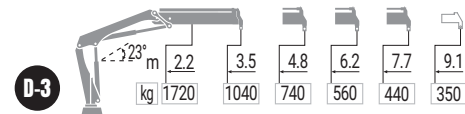
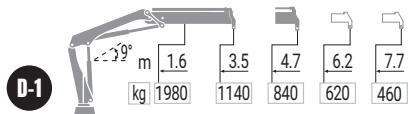
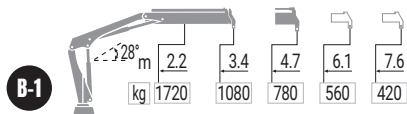
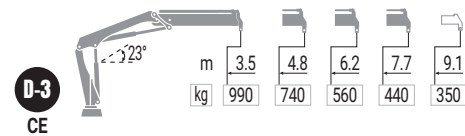
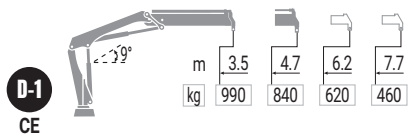
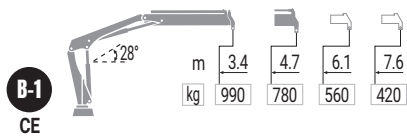
**B-3**

17°	m	3,6	5,0	6,4	7,8
	kg	790	560	405	310





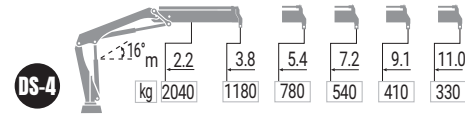
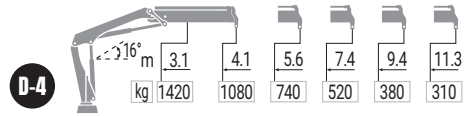
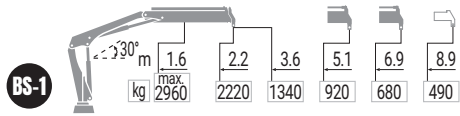
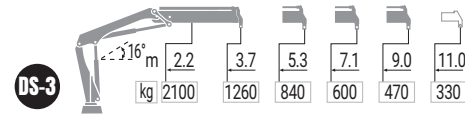
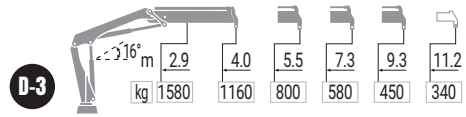
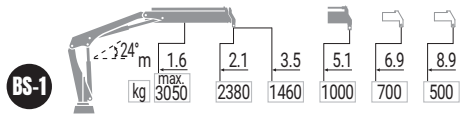
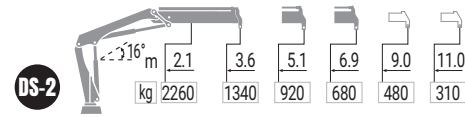
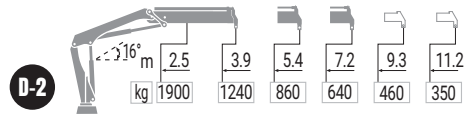
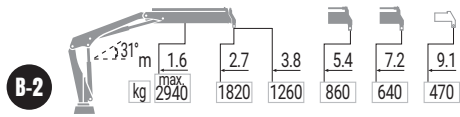
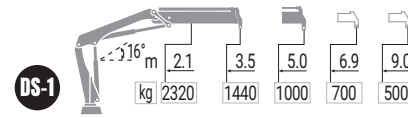
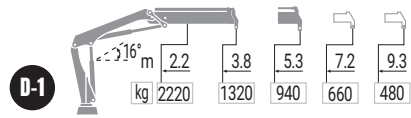
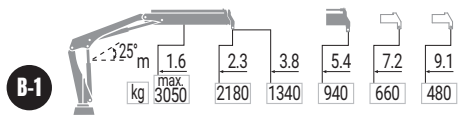
# X-CLX 044








MODEL	txm	(°)	mm	mm	mm
B-1 CE	NA	NA	NA	NA	NA
B-1	3,7	380	1610	1350	535
B-2 CE	NA	NA	NA	NA	NA
B-2	3,5	380	1610	1350	535
D-1 CE	NA	NA	NA	NA	NA
D-1	4,0	380	1610	1350	535
D-2 CE	NA	NA	NA	NA	NA
D-2	3,8	380	1610	1350	535
D-3 CE	NA	NA	NA	NA	NA
D-3	3,8	380	1610	1350	580
D-4 CE	NA	NA	NA	NA	NA
D-4	3,7	380	1610	1350	600



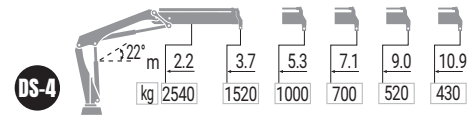
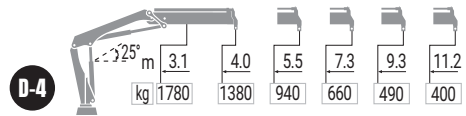
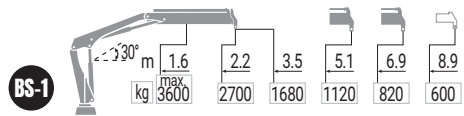
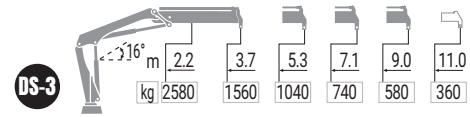
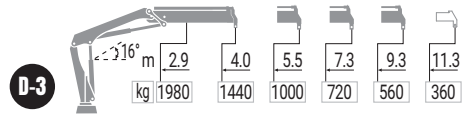
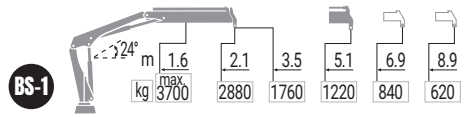
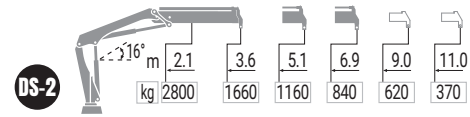
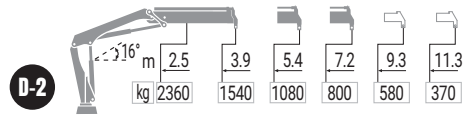
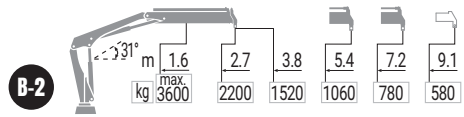
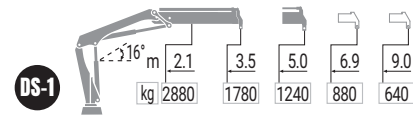
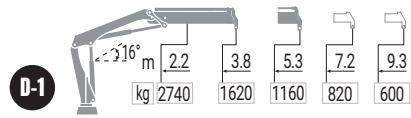
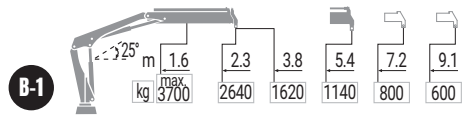
# X-CLX 058








MODEL	 txm	 (°)	 mm	 mm	 mm
B-1	4,9	410	1900	995	655
B-2	4,6	410	1900	1080	655
BS-1	5,0	410	1900	995	655
BS-2	4,7	410	1900	1080	655
D-1	5,0	410	1900	850	655
D-2	4,8	410	1900	930	655
D-3	4,7	410	1900	1065	655
D-4	4,4	410	1900	1085	655
DS-1	5,0	410	1900	850	655
DS-2	4,8	410	1900	930	655
DS-3	4,7	410	1900	1065	655
DS-4	4,5	410	1900	1085	655



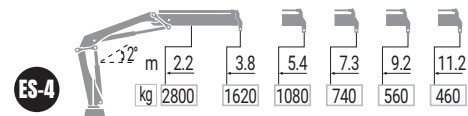
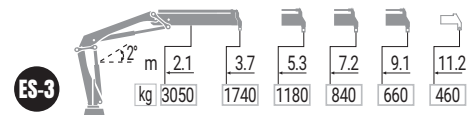
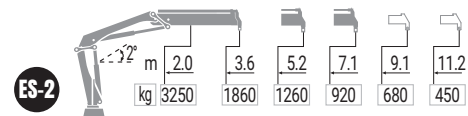
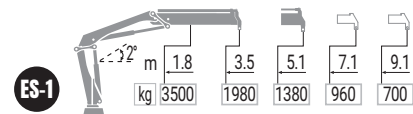
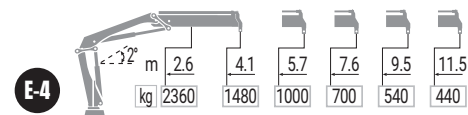
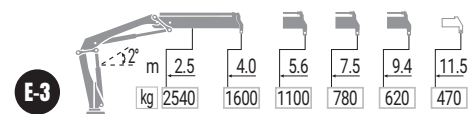
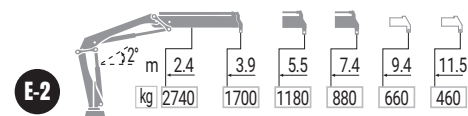
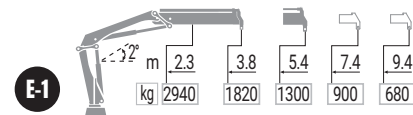
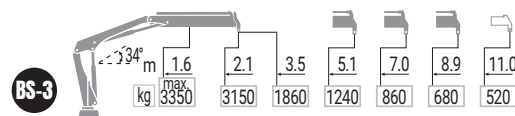
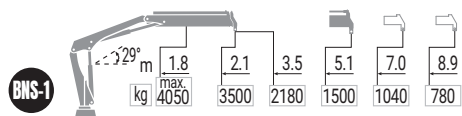
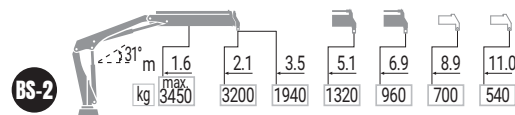
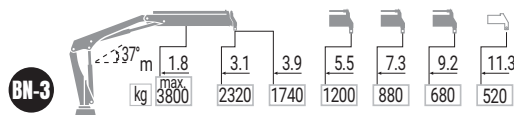
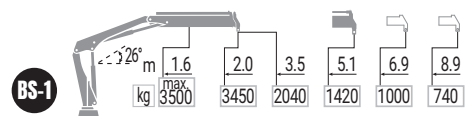
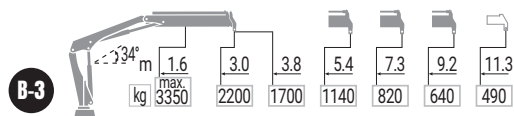
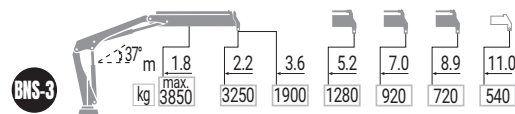
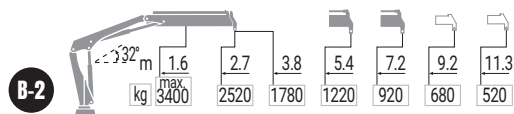
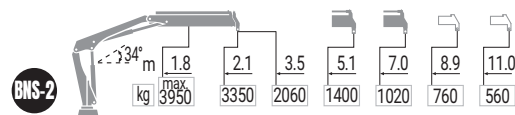
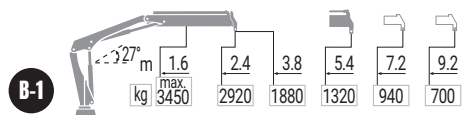
# X-CLX 068








MODEL	 txm	 (°)	 mm	 mm	 mm
B-1	6,1	410	1900	995	655
B-2	5,8	410	1900	1080	655
BS-1	6,1	410	1900	995	655
BS-2	5,9	410	1900	1080	655
D-1	6,1	410	1900	850	655
D-2	6,0	410	1900	930	655
D-3	5,8	410	1900	1065	655
D-4	5,5	410	1900	1085	655
DS-1	6,2	410	1900	850	655
DS-2	6,0	410	1900	930	655
DS-3	5,8	410	1900	1065	655
DS-4	5,6	410	1900	1085	655



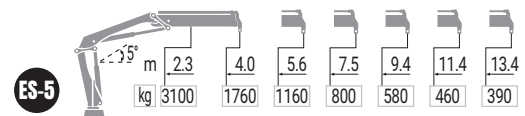
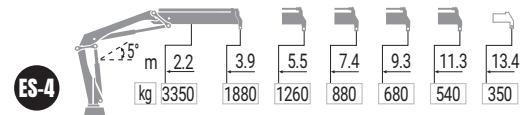
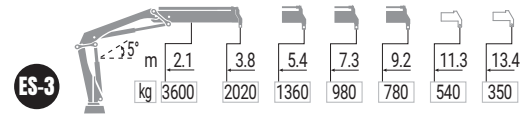
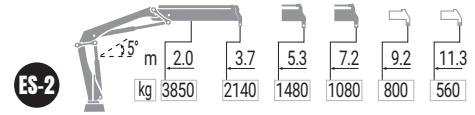
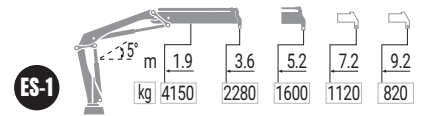
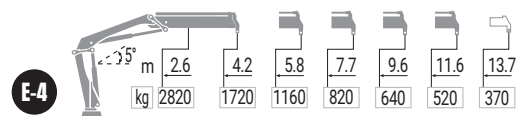
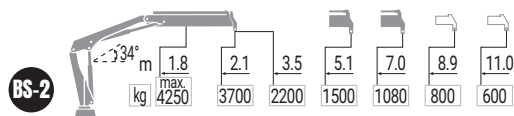
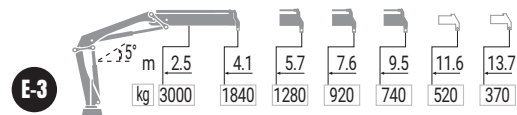
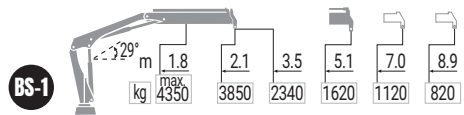
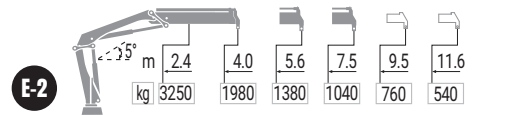
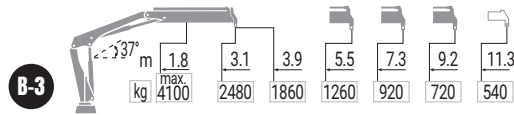
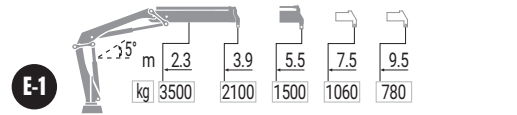
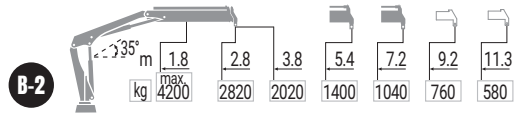
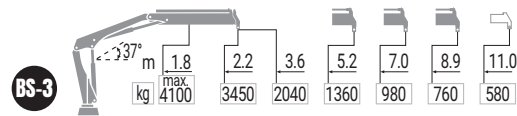
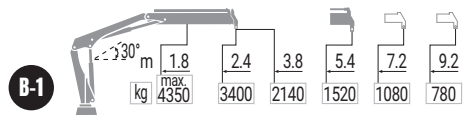
# X-CLX 078








MODEL	 t/m	 (°)	 mm	 mm	 mm
B-1	7,1	406	1900	1135	685
B-2	6,8	406	1900	1135	685
B-3	6,6	406	1900	1135	745
BN-3	NA	NA	NA	NA	NA
BNS-1	NA	NA	NA	NA	NA
BNS-2	NA	NA	NA	NA	NA
BNS-3	NA	NA	NA	NA	NA
BS-1	7,2	406	1900	1135	685
BS-2	6,8	406	1900	1135	685
BS-3	6,5	406	1900	1135	745
E-1	6,8	406	1915	1145	720
E-2	6,6	406	1915	1145	720
E-3	6,4	406	1915	1145	800
E-4	6,1	406	1915	1145	720
ES-1	7,0	406	1915	1145	720
ES-2	6,7	406	1915	1145	720
ES-3	6,4	406	1915	1145	800
ES-4	6,2	406	1915	1145	720



# X-CLX 088

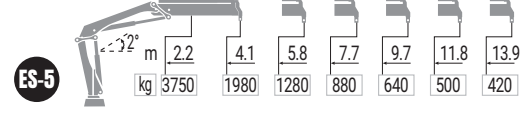
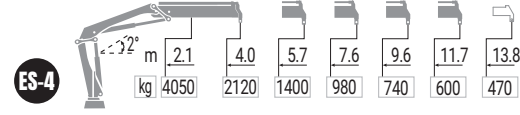
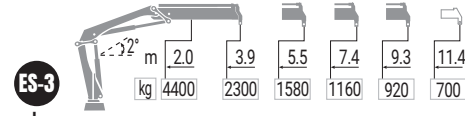
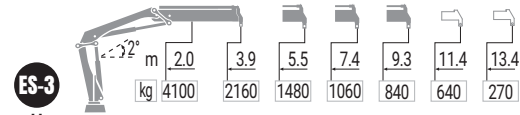
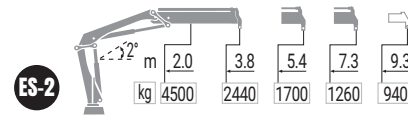
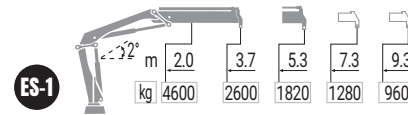
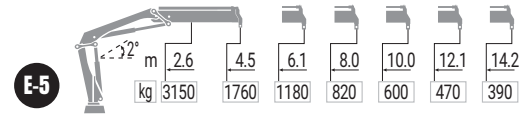
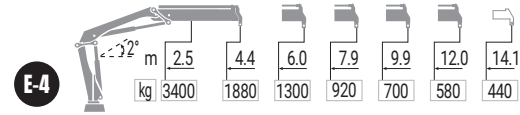
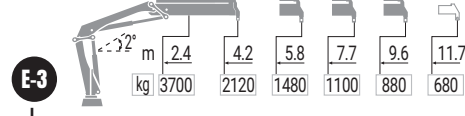
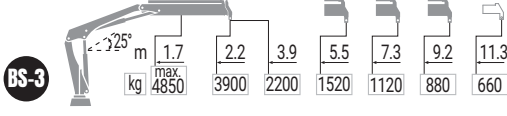
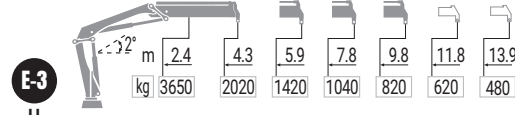
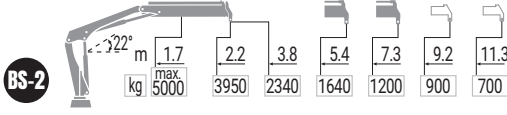
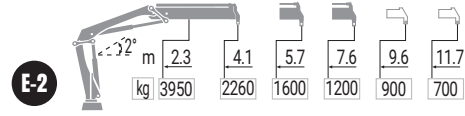
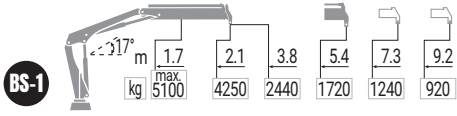
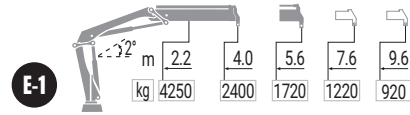
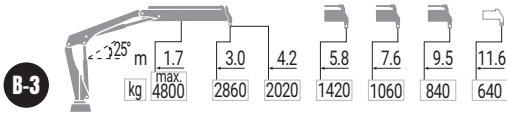
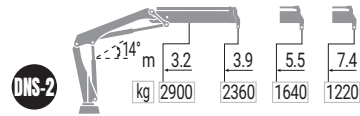
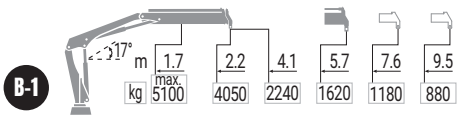







MODEL	 txm	 (°)	 mm	 mm	 mm
B-1	8,2	406	2000	1135	685
B-2	8,0	406	2000	1135	685
B-3	7,6	406	2000	1135	765
BS-1	8,3	406	2000	1135	685
BS-2	7,9	406	2000	1135	685
BS-3	7,6	406	2000	1135	765
E-1	8,3	406	2000	1145	720
E-2	7,9	406	2000	1145	720
E-3	7,5	406	2000	1145	800
E-4	7,3	406	2000	1145	720
E-5	7,1	406	2000	1145	785
ES-1	8,4	406	2000	1145	720
ES-2	8,0	406	2000	1145	720
ES-3	7,6	406	2000	1145	800
ES-4	7,3	406	2000	1145	720
ES-5	7,1	406	2000	1145	785





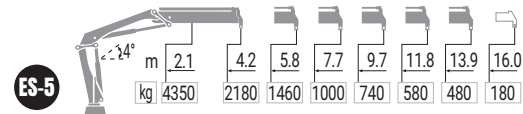
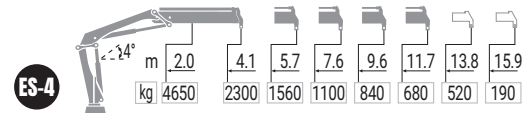
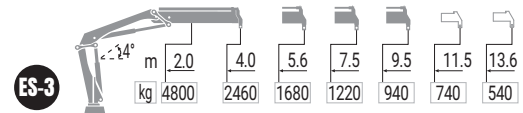
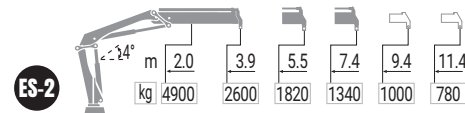
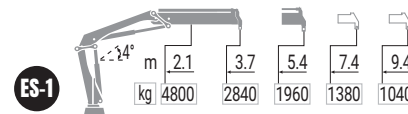
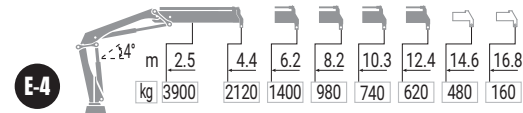
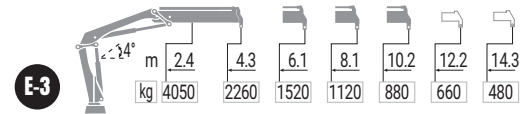
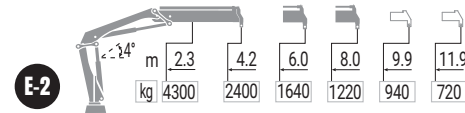
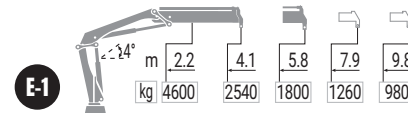
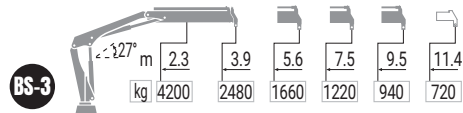
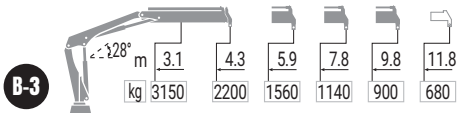
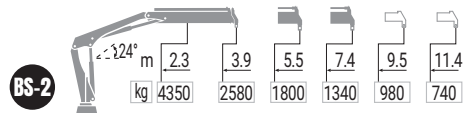
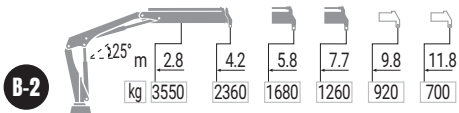
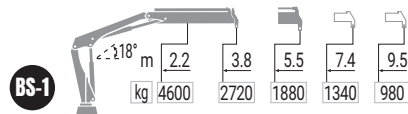
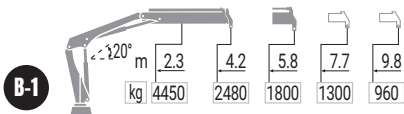
# X-CLX 102








MODEL	 txm	 (°)	 mm	 mm	 mm
B-1	9,2	406	2100	1140	690
B-3	8,5	406	2100	1140	770
BS-1	9,3	406	2100	1140	690
BS-2	8,9	406	2100	1140	690
BS-3	8,6	406	2100	1140	770
DNS-2	NA	NA	NA	NA	NA
E-1	9,6	406	2100	1150	730
E-2	9,3	406	2100	1150	730
E-3 H	NA	NA	NA	NA	NA
E-3 L	NA	NA	NA	NA	NA
E-4	8,3	406	2100	1150	725
E-5	8,0	406	2100	1150	835
ES-1	9,6	406	2100	1150	730
ES-2	9,3	406	2100	1150	730
ES-3 H	NA	NA	NA	NA	NA
ES-3 L	NA	NA	NA	NA	NA
ES-4	8,5	406	2100	1150	725
ES-5	8,2	406	2100	1150	835



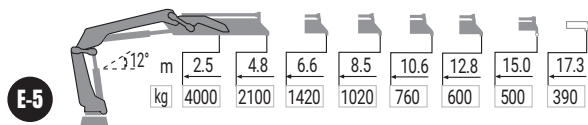
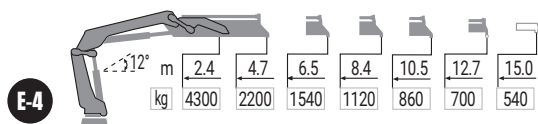
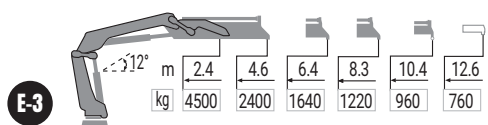
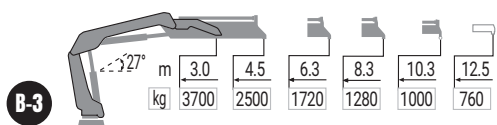
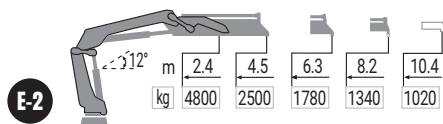
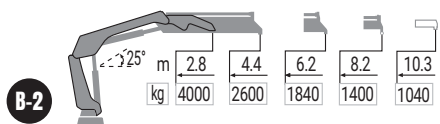
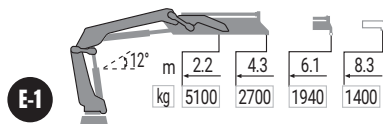
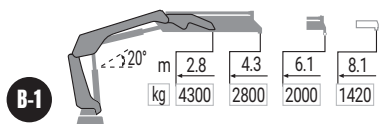
# X-CLX 112








MODEL	 txm	 (°)	 mm	 mm	 mm
B-1	10,4	406	2170	1010	695
B-2	9,9	406	2170	1100	695
B-3	9,5	406	2170	1150	785
BS-1	10,5	406	2170	1010	695
BS-2	10,1	406	2170	1100	695
BS-3	9,7	406	2170	1150	785
E-1	10,5	406	2170	993	700
E-2	10,1	406	2170	998	700
E-3	9,7	406	2170	1157	792
E-4	9,3	406	2170	1159	700
ES-1	10,5	406	2170	910	700
ES-2	10,2	406	2170	1017	700
ES-3	9,8	406	2170	1165	792
ES-4	9,5	406	2170	1168	700
ES-5	9,2	406	2170	1262	808



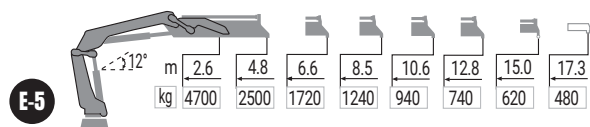
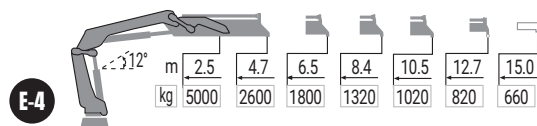
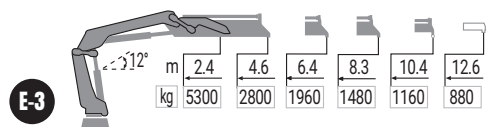
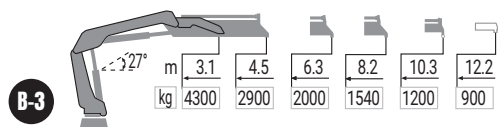
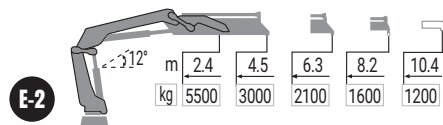
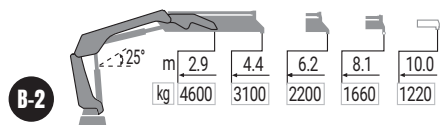
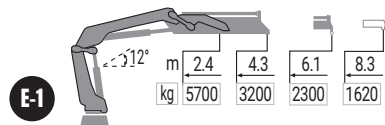
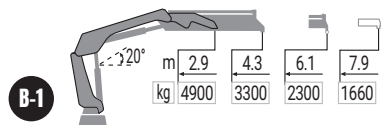
# X-CLX 128








MODEL	 txm	 (°)	 mm	 mm	 mm
B-1	12,2	415	2238	1128	815
B-2	11,5	415	2238	1194	815
B-3	11,2	415	2238	1252	920
E-1	11,8	415	2161	1075	817
E-2	11,5	415	2161	1138	815
E-3	11,0	415	2161	1186	919
E-4	10,3	415	2161	1239	817
E-5	10,1	415	2161	1265	920



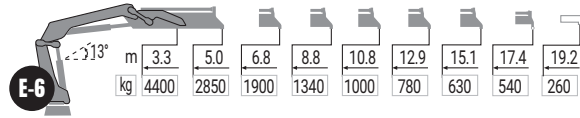
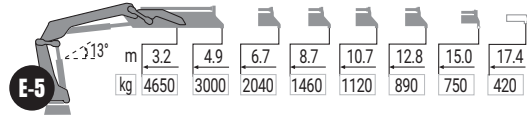
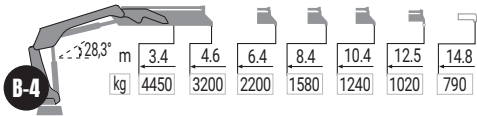
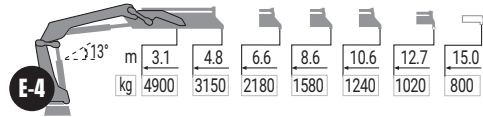
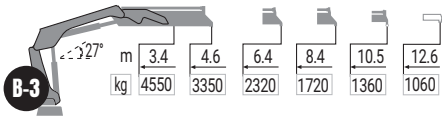
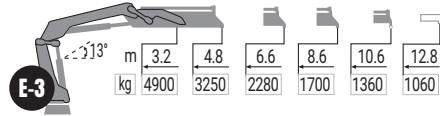
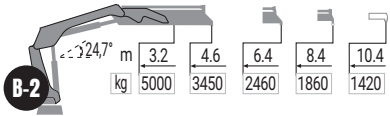
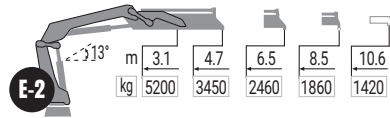
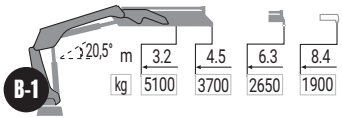
# X-CLX 148








MODEL	 t/m	 (°)	 mm	 mm	 mm
B-1	14,2	415	2238	1128	815
B-2	13,7	415	2238	1194	815
B-3	13,4	415	2238	1252	920
E-1	14,0	415	2261	1075	878
E-2	13,5	415	2261	1134	878
E-3	12,9	415	2261	1161	969
E-4	12,5	415	2261	1239	878
E-5	12,2	415	2261	1278	969



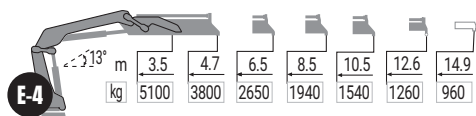
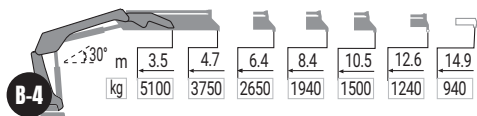
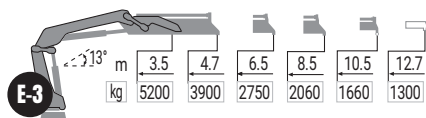
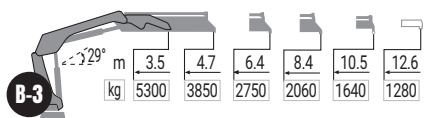
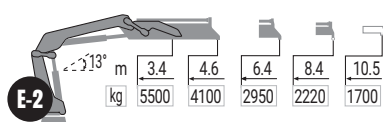
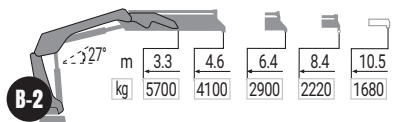
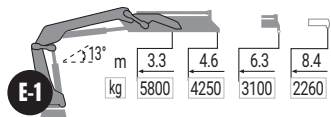
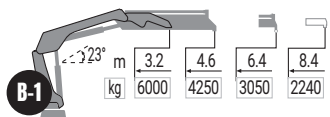
# X-CLX 178








MODEL	 txm	 (°)	 mm	 mm	 mm
B-1	16,7	415	2265	1234	865
B-2	16,0	415	2265	1234	965
B-3	15,5	415	2265	1234	950
B-4	15,1	415	2265	1241	965
E-2	16,2	415	2260	1234	865
E-3	15,7	415	2260	1234	965
E-4	15,2	415	2260	1234	NA
E-5	14,8	415	2260	1245	965
E-6	14,5	415	2260	1245	965



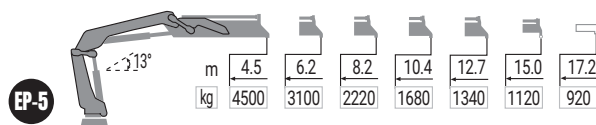
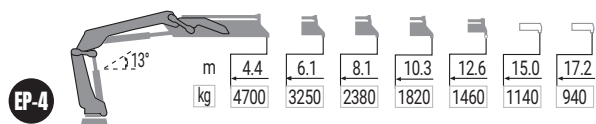
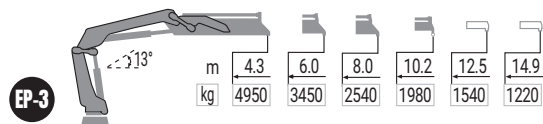
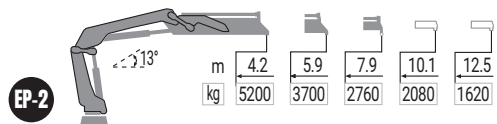
# X-CLX 218



MODEL	 txm	 (°)	 mm	 mm	 mm
B-1	19,6	415	2268	1226	846
B-2	18,8	415	2268	1226	953
B-3	18,4	415	2268	1226	953
B-4	17,9	415	2268	1226	953
E-1	NA	NA	NA	NA	NA
E-2	18,9	415	2269	1226	857
E-3	18,4	415	2269	1226	967
E-4	17,9	415	2269	1234	NA



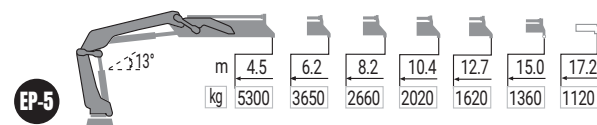
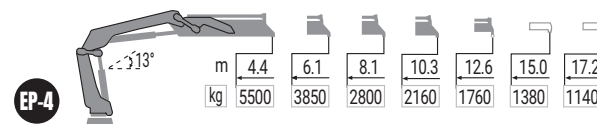
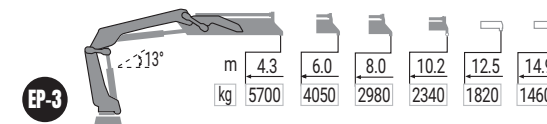
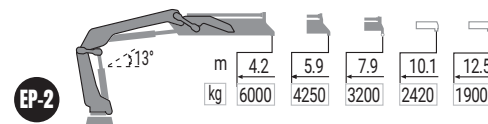
# X-CLX 248



MODEL					
	txm	(°)	mm	mm	mm
EP-2	21,8	410	2393	1250	1070
EP-3	21,2	410	2393	1250	1124
EP-4	20,7	410	2393	1250	1153
EP-5	20,3	410	2393	1253	1153



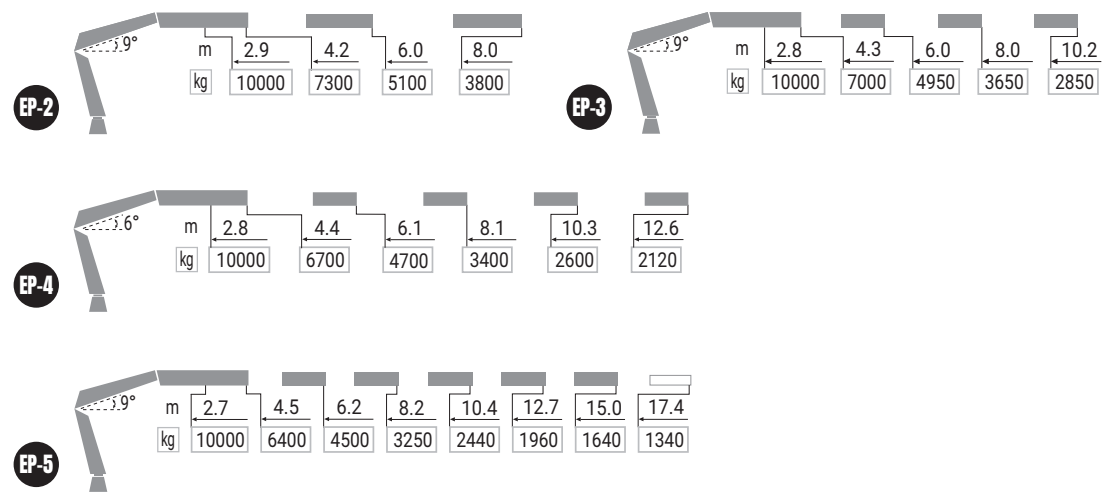
# X-CLX 288



MODEL					
	txm	(°)	mm	mm	mm
EP-2	25,3	420	2393	1250	1070
EP-3	24,6	420	2393	1250	1124
EP-4	24,1	420	2393	1250	1153
EP-5	23,7	420	2393	1253	1153



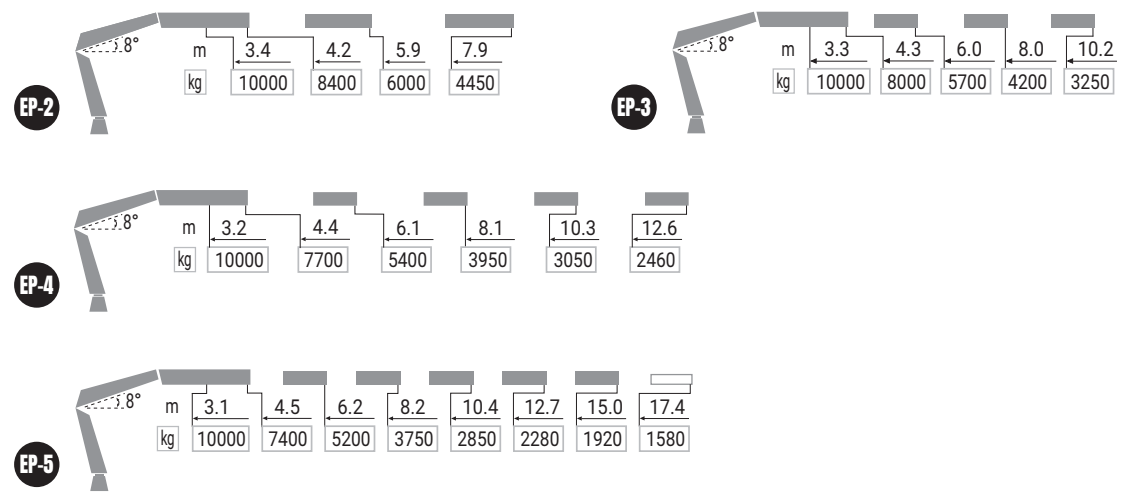
# X-CLX 328



MODEL					
	txm	(°)	mm	mm	mm
EP-2	30,3	420	2380	1245	1120
EP-3	29,6	420	2380	1245	1198
EP-4	29,0	420	2380	1247	1239
EP-5	28,5	420	2380	1247	1239



# X-CLX 388

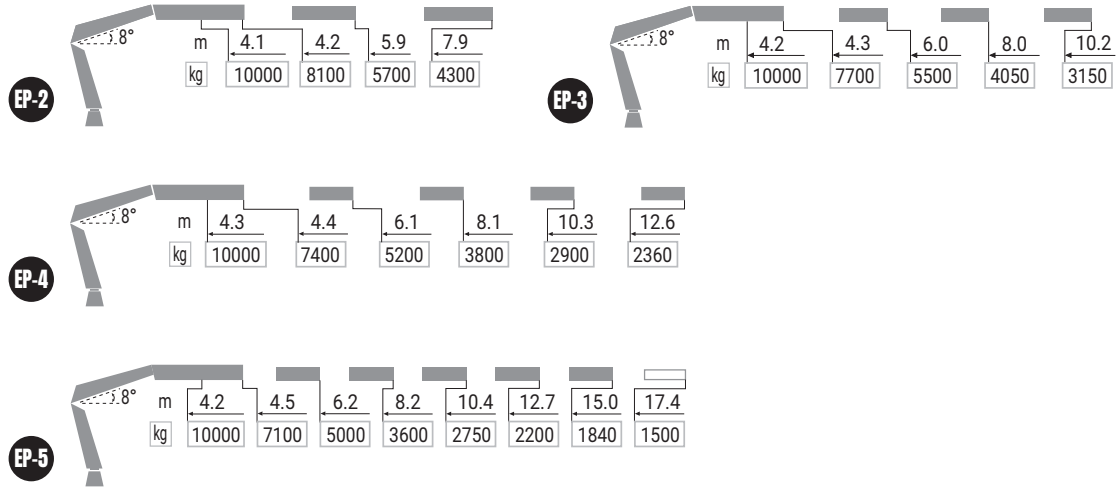







MODEL					
	txm	(°)	mm	mm	mm
EP-2	34,2	420	2421	1245	1117
EP-3	33,6	420	2421	1245	1196
EP-4	33,0	420	2421	1256	1236
EP-5	32,6	420	2421	1251	1236





# X-CLX 398

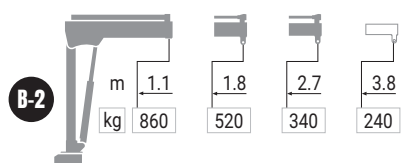
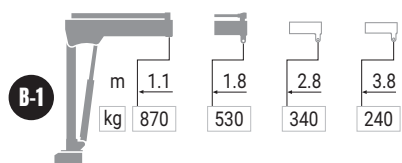


MODEL	 txm	 (°)	 mm	 mm	 mm
EP-2	34,1	999	2458	1245	1305
EP-3	33,2	999	2458	1245	1373
EP-4	32,7	999	2458	1245	1403
EP-5	32,2	999	2458	1245	1403

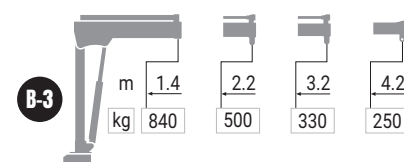
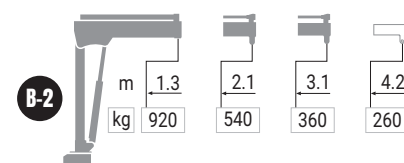
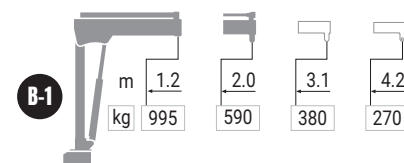




**T-CLX 009**



**T-CLX 013**

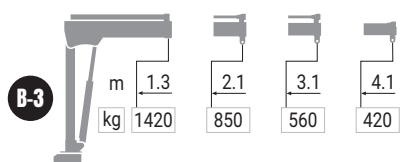
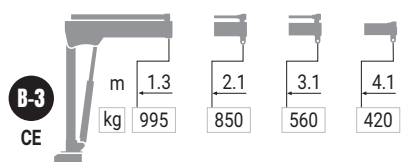
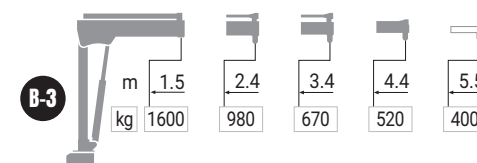
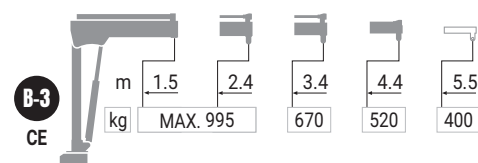
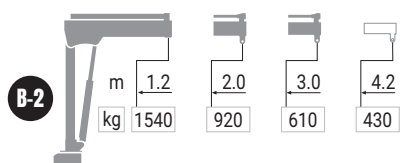
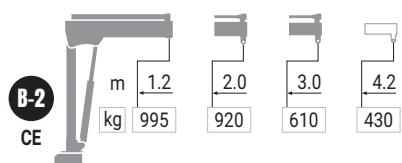
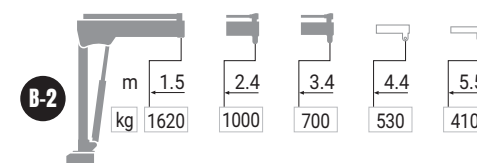
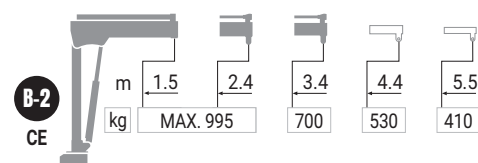
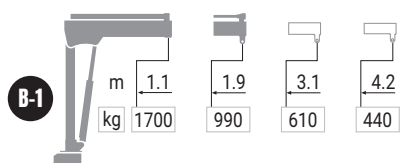
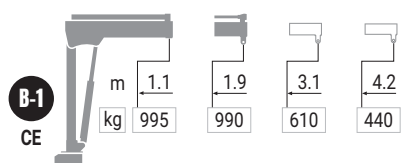




**T-CLX 018**



**T-CLX 023**

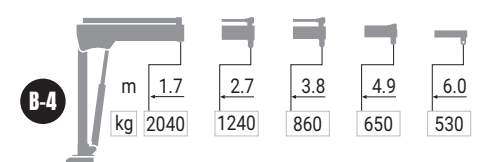
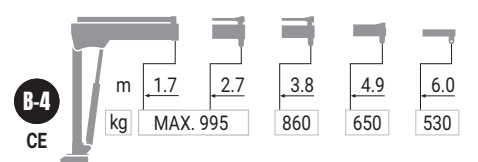
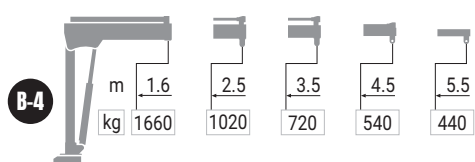
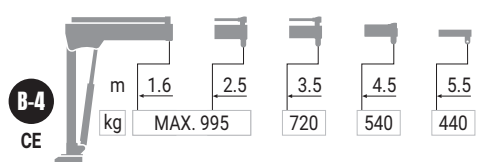
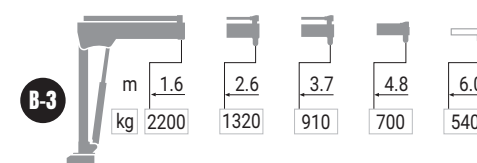
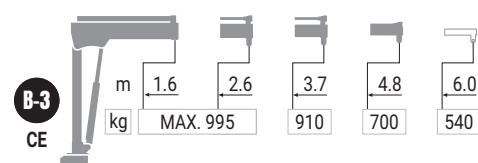
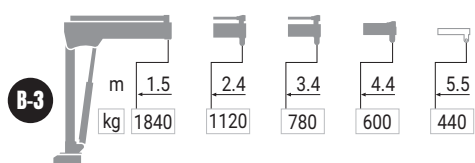
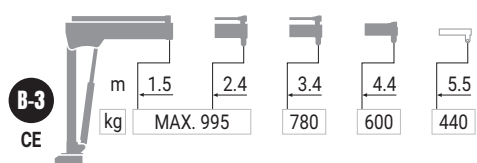
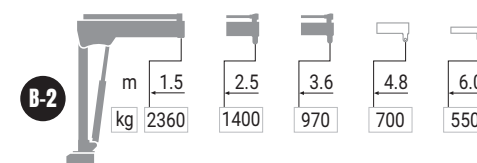
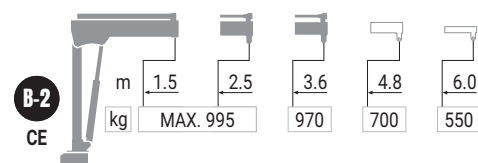
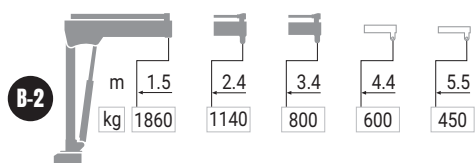
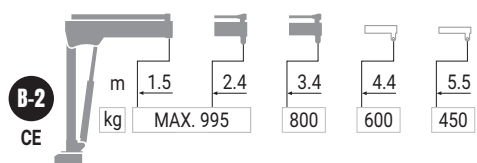




**T-CLX 029**



**T-CLX 038**





## EN

### Hiab CL

The best way to access the Hiab world with the most basic crane models in the range. They are made for lifting without adding excessive frills that add costs when not required.

- For non CE markets
- Manual controlled system

## IT

### Hiab CL

Il modo migliore per accedere al mondo Hiab, grazie ai modelli di gru più basilari della gamma, realizzati per sollevare carichi senza troppi fronzoli che aggiungono costi non richiesti.

- Per mercati senza marchio CE
- Sistema di controllo manuale

## FR

### Hiab CL

Le meilleur moyen pour rejoindre l'univers Hiab avec les modèles de grues standard de la gamme. Elles sont destinées au levage sans l'ajout d'accessoires excessifs qui engendrent des coûts supplémentaires lorsqu'ils ne sont pas nécessaires.

- Pour les marchés hors CE
- Command manuelle

## ES

### Hiab CL

La mejor manera de acceder al mundo Hiab con los modelos de grúas más básicos de la gama. Están hechos para elevar sin demasiadas florituras que añadan costes innecesarios.

- Para Mercado no CE
- Sistema manual de control

## SE


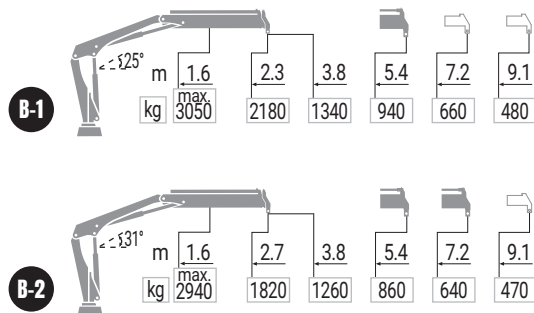
### Hiab CL

Det bästa sättet att ge dig in i Hiab-världen med de enklaste kranmodellerna i sortimentet. De är gjorda för att lyfta utan några avancerade funktioner och passar perfekt när avancerade funktioner inte behövs.

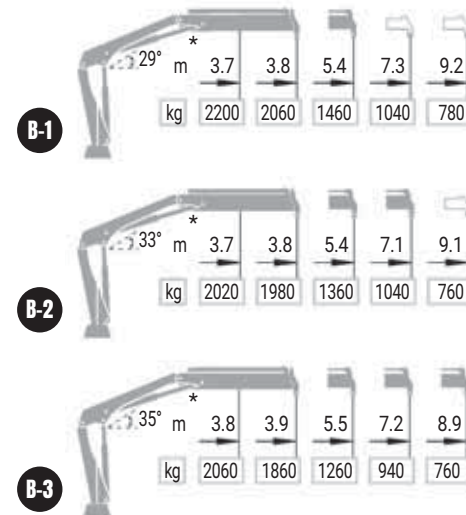
- För marknader som inte är CE-marknader
- Manuellt system








**X-CL 06**



**X-CL 08**

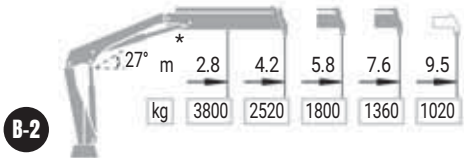
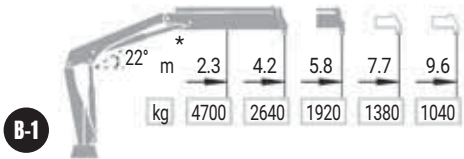


\* 4000 Kg with use of heavy lift attachment

MODEL	 txm	 (°)	 mm	 mm	 mm
B-1	7,9	400	1890	890	695
B-2	7,5	400	1890	975	695
B-3	7,2	400	1890	1040	785



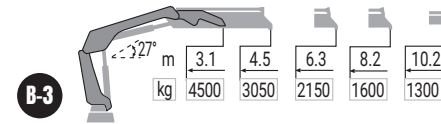
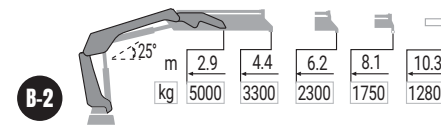
**X-CL 12**



MODEL					
	txm	(°)	mm	mm	mm
B-1	NA	NA	NA	NA	NA
B-2	10,6	400	2170	1093	668
B-3	10,2	400	2170	1159	761



**X-CL 16**

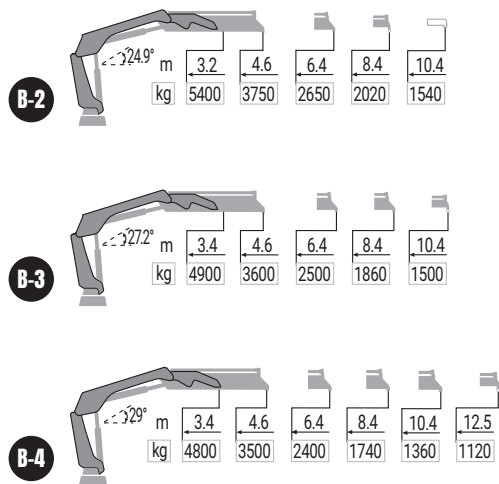


MODEL					
	txm	(°)	mm	mm	mm
B-2	14,4	415	2238	1194	815
B-3	14,0	415	2238	1252	920

\* 6000 Kg with use of heavy lift attachment



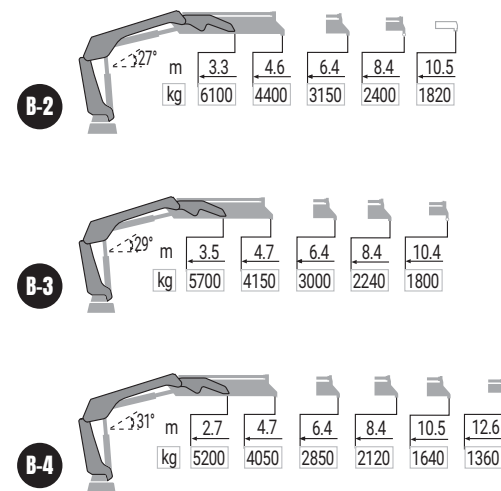
**X-CL 19**



MODEL					
	txm	(°)	mm	mm	mm
B-2	17,3	415	2265	1234	865
B-3	16,8	415	2265	1234	950
B-4	16,4	415	2265	2141	865



**X-CL 23**



MODEL					
	txm	(°)	mm	mm	mm
B-2	20,3	415	2267	1226	846
B-3	19,9	415	2267	1226	953
B-4	19,1	415	2267	1226	953



# LEGENDA KEY



Slewing ring and reduction gear unit  
Rotazione con ralla e motoriduttore  
Corona giratoria y unidad reductora por engranajes  
Rotation par couronne et motoréducteur  
Schwenkung mittels Drehkranz und Getriebe



Rack and pinion  
Rotazione a cremagliera  
Giro por cremallera  
Rotation par crémaillère  
Schwenkung mittels Zahnstange

---

All data is considered to be true at the time of issue. Product data, details and specifications might change, valid content is determined during the official ordering process.

Tutti i dati sono considerati veri al momento dell'emissione. I dati, i dettagli e le specifiche del prodotto possono cambiare, il contenuto valido è determinato durante il processo ufficiale di ordinazione.

Toutes les données sont considérées comme vraies au moment de l'émission. Les données, détails et spécifications du produit peuvent changer, le contenu valide est déterminé au cours du processus officiel de commande.

Todos los datos se consideran verdaderos en el momento de su emisión. Los datos del producto, los detalles y las especificaciones pueden cambiar, el contenido válido se determina durante el proceso de pedido oficial.

Alla uppgifter anses vara sanna vid tidpunkten för utfärdandet. Produktdata, detaljer och specifikationer kan ändras, giltigt innehåll fastställs under den officiella beställningsprocessen.

Alle Angaben gelten zum Zeitpunkt der Ausstellung als wahr. Produktdaten, Details und Spezifikationen können sich ändern, der gültige Inhalt wird während des offiziellen Bestellvorgangs festgelegt.

---

# NOTES

Area for handwritten notes, consisting of multiple horizontal lines.

# BUILT TO PERFORM

Hiab is the world's leading provider of on-road load-handling equipment, intelligent services and digitally connected solutions.

Hiab's offering encompasses class-leading load handling equipment including HIAB loader cranes, LOGLIFT and JONSERED forestry and recycling cranes, MOFFETT truck-mounted forklifts, MULTILIFT demountables, and tail lifts under ZEPRO, DEL, and WALTCO brands.

[hiab.com](https://hiab.com)

Hiab is part of Cargotec Corporation.

[cargotec.com](https://cargotec.com)



**HIAB**